

**Price List ACME 91
EURO**



TFIVE

INFINITY
Italian Shelving Excellence


FIFTH
AVENUE

Drawings and shapes are for indication purpose only and are not binding
Caem sales terms and conditions apply.

Colours and Finishes Carghes

Code	Description	Price Markup %	Minimum	Cost	Metal, Timber, Glass
0000	Ivory Plasticized	0%	-	-	M
0011	Ivory Painted	0%	-	-	M T
9003	White Optic	0%	-	-	M T
9006	Silver Metallic	25%	-	-	M T
0955	Golden Apple	25%	2.500,00	100,00	M
7048	Grey Manhattan	25%	2.500,00	100,00	M
1035	Bronze Seagram	25%	2.500,00	100,00	M
3033	Red Metropolitan	25%	2.500,00	100,00	M
5025	Blue Note	25%	2.500,00	100,00	M
1021	Yellow Lemon	25%			M
3000	Red Bright	25%			M
5005	Blue Bright	25%			M
6029	Green Emerald	25%			M
9005	Black Absolut	25%	2.500,00	100,00	M
FERR	Black Metallic	25%	2.500,00	100,00	M
R435	Red Underground	25%	2.500,00	100,00	M
R441	Green Chlorophyll	25%	2.500,00	100,00	M
R463	Yellow Voyager	25%	2.500,00	100,00	M T
R496	Blue Hindy	25%	2.500,00	100,00	M T
R835	Orange Newport	25%	2.500,00	100,00	M T
R861	Orange Mars	25%	2.500,00	100,00	M T
OPEN	Cold Room and Outside	150%	2.500,00	500,00	M
T081	Durmast Metropolis	0%			T
T001	Cherry Olimpia	0%			T
T088	Cherry Antico	0%			T
T423	Maple Season	0%			T
E101	Wengé Narciso	0%			T
E102	Palissandro Narciso	0%			T
E103	Zebrano Narciso	0%			T
E104	Cappuccino Narciso	25%			T
E105	Bambù Narciso	25%			T
E106	Bianco Narciso	0%			T
E201	Moka Penelope	0%			T
E202	Pietra Penelope	0%			T
E203	Lino Penelope	0%			T
L001	Eco Leather Creamy	x			T
L002	Eco Leather Light Brown	x			T
L003	Eco Leather Dark Brown	x			T
L004	Eco Leather Orange	x			T
0020	Transparent	0%			G
0031	Opaque	40%			G
0011	Ivory	250%			G
9003	White	250%			G
9006	Silver	250%			G
R441	Green	250%			G
R861	Orange	250%			G

Uprights and Bases Complete

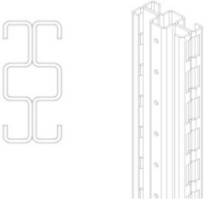


Upright TN9 Complete

148	27,98
172	31,92
192	35,20
216	39,15
236	42,44
260	40,10
280	49,66

Co

8,69
9,45
10,09
10,73
11,50
14,36
19,41



Upright TN7 Complete / INFINITY

128	24,69
136	26,01
148	27,98
208	37,83
236	42,44
264	47,04

Co

5,92
6,22
6,67
8,90
9,95
13,41



Base TN h=16cm Complete

20	8,58
30	10,00
40	11,55
50	12,86
60	14,14
70	15,71
80	21,42

5,17
6,14
7,05
8,07
8,78
9,99
10,70



Base TN h=8cm Complete (Back as the 16, Shelf -10cm)

20	10,70
30	12,78
40	14,87
50	16,96
60	19,05
70	21,14
80	23,23

Panel for Base TN h=8cm

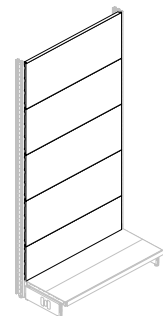
	45	65	100	120	133
H=8cm L=10cm	9,36	11,56	15,43	17,64	19,01



Base Fashion Complete

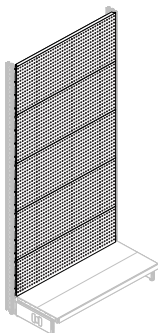
30	19,49
40	25,77
50	29,61

Back Panel Full Sets

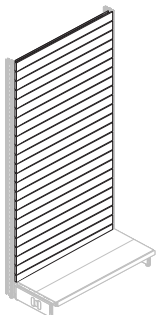


Back Panels Complete

	45	65	100	120	133
1x8	2,86	3,51	3,57	4,08	4,40
1x24	4,72	6,12	6,60	7,68	8,38
1x44	6,16	8,54	9,77	11,59	12,78
148	18,48	25,62	29,31	34,77	38,34
172	23,20	31,74	35,91	42,45	46,72
192	24,64	34,16	39,08	46,36	51,12
216	29,36	40,28	45,68	54,04	59,50
236	30,80	42,70	48,85	57,95	63,90
260	35,52	48,82	55,45	65,63	72,28
280	36,96	51,24	58,62	69,54	76,68

**Back Panels Perforated Complete**


	45	65	100	120	133
1x44	10,64	14,85	17,06	20,30	22,39
148	31,92	44,55	51,18	60,90	67,17
172 (1x24 incl)	36,64	50,67	57,78	68,58	75,55
192	42,56	59,40	68,24	81,20	89,56
216 (1x24 incl)	47,28	65,52	74,84	88,88	97,94
236	53,20	74,25	85,30	101,50	111,95
260 (1x24 incl)	57,92	80,37	91,90	109,18	120,33
280	63,84	89,10	102,36	121,80	134,34

**Slat Panels Complete**

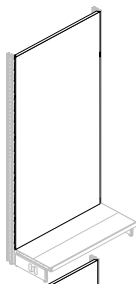
	45	65	100	120	133
1x8	4,56	5,71	5,93	6,94	7,53
148	77,52	97,07	100,81	117,98	128,01
172	91,20	114,20	118,60	138,80	150,60
192	100,32	125,62	130,46	152,68	165,66
216	114,00	142,75	148,25	173,50	188,25
236	127,68	159,88	166,04	194,32	210,84
260 (1x44 incl)	120,16	151,29	158,02	185,09	201,03
280 (1x24 incl)	141,52	177,42	184,50	215,88	234,28

Gondola Top Cover TN9

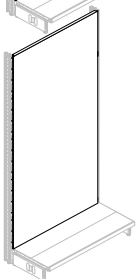
	45	65	100	120	133
	2,81	3,67	4,09	4,76	5,20

**Connection Bar Set**

	45	65	100	120	133
Bar 4x2 (1)	8,15	9,82	12,54	13,57	13,95
148 (3)	24,45	29,46	37,62	40,71	41,85
172 (3)	24,45	29,46	37,62	40,71	41,85
192 (3)	24,45	29,46	37,62	40,71	41,85
216 (3)	24,45	29,46	37,62	40,71	41,85
236 (4)	32,60	39,28	50,16	54,28	55,80
260 (4)	32,60	39,28	50,16	54,28	55,80
280 (4)	32,60	39,28	50,16	54,28	55,80

**Timber 18mm Back Panel Complete (Vertical Profiles for TN9)**


		65	100		
148	-	83,22	93,01	-	-
172	-	88,90	101,00	-	-
192	-	94,08	107,92	-	-
216	-	100,89	115,74	-	-
236	-	106,85	123,61	-	-

**Timber 12mm Back Panel Complete (Crossbars for TN9 + locking clips)**

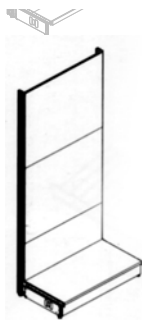
		65	100		
148	-	70,21	89,50	-	-
172	-	70,24	90,50	-	-
192	-	71,43	92,00	-	-
216	-	81,50	105,50	-	-
236	-	86,50	111,20	-	-

Gondola Top Cover "S"

	45	65	100	120	133
	2,91	3,70	5,09	5,89	6,40

**INFINITY - Timber Back Panel Complete (Crossbars for TN7)**

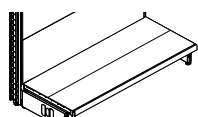
		65	100		
128	-	61,69	84,73	-	-
136	-	64,80	88,62	-	-
148	-	66,74	92,49	-	-
208	-	84,22	116,34	-	-
236	-	94,14	129,60	-	-



264		100,18	143,40		
-----	--	--------	--------	--	--

INFINITY - MODULAR Timber Back Panel Complete (Crossbars for TN7)

		65	100		
128	-	61,69	84,73	-	-
136	-	64,80	88,62	-	-
148	-	97,38	125,98	-	-
208	-	142,77	183,54	-	-
236	-	149,37	194,40	-	-
264		155,97	205,26		

Shelves for Bases**Base Shelf Complete (with Epos)**

	45	65	100	120	133
20	6,40	8,85	10,66	12,67	13,99
30	9,99	13,82	16,36	19,45	21,45
40	11,69	16,24	19,16	22,79	25,15
50	15,28	21,21	24,86	29,57	32,61
60	16,98	23,63	27,66	32,91	36,31
70	20,57	28,60	33,36	39,69	43,77
80	22,27	31,02	36,16	43,03	47,47

1 Piece Perforated Base Shelf Complete (with Epos)

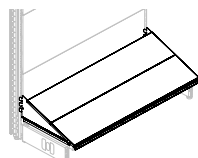
	45	65	100	120	133
30	13,95	17,63	19,13	21,77	23,52
40	16,83	21,50	23,53	26,62	28,66
50	20,25	25,90	28,21	32,06	34,58
60	21,94	28,18	30,76	35,07	37,89
70	26,17	32,58	35,45	41,73	45,03
80	27,85	34,86	38,01	44,73	48,34

Timber Shelf for Base

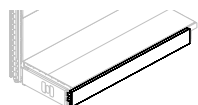
	45	65	100	120	133
30	-	27,64	33,34	-	-
40	-	29,18	35,45	-	-
50	-	34,57	41,68	-	-
60	-	40,97	47,23	-	-

Curved Shelf for Base (with Epos)

	45	65	100	120	133
20	41,13	43,75	39,68	42,40	-
30	43,03	47,03	44,22	47,38	-
40	47,60	52,97	50,69	54,59	-
50	51,25	55,11	53,12	57,48	-
60	51,82	58,75	57,32	62,12	-
70	55,11	63,01	61,90	67,43	-
80	56,67	65,15	64,33	70,32	-

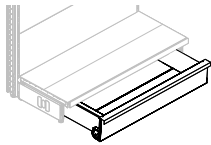
Inclined Base Shelf with Acrylic Front Riser H=8cm (with Epos)

	45	65	100	120	133
30	24,35	29,78	36,16	40,85	44,45
40	26,99	33,14	39,90	45,13	49,09
50	31,92	38,45	46,94	53,25	57,89
60	34,58	42,83	50,70	57,55	62,55

Accessories for Below the Base**Kicker Panel Complete**

	45	65	100	120	133
8	3,60	4,05	5,25	5,89	6,38
16	3,84	5,22	5,40	6,46	6,94

Storage Drawer H=16cm Complete Not Assembled



	45	65	100	120	133
30	57,80	64,26	61,83	66,30	68,57
40	52,34	63,16	67,25	74,54	78,60
50	54,98	66,60	69,55	77,48	82,01

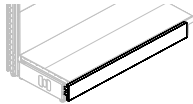
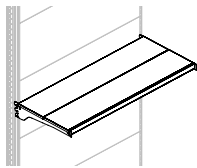
-

Curved Kicker

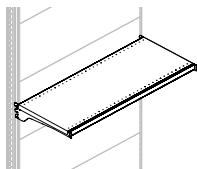
	45	65	100	120	133
16	22,42	32,23	58,05	59,22	-

**Timber Kicker Panel Complete**

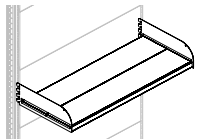
		65	100		
16	-	21,83	23,02	-	-

**Shelves and Displays****Shelf with Modular System (with Epos)**

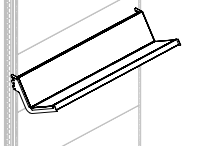
	45	65	100	120	133
15	8,39	10,48	12,10	13,84	14,98
20	9,28	11,73	13,54	15,55	16,87
30	12,97	16,80	19,34	22,43	24,43
40	16,91	21,46	24,38	28,01	30,37
50	21,42	27,35	31,00	35,71	38,75
60	26,40	33,05	37,08	42,33	45,73

**Shelf with One Piece Perforated Shelf (also TFive) (with Epos)**

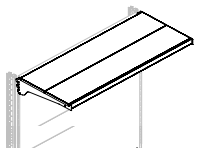
	45	65	100	120	133
30	16,93	20,61	22,11	24,75	26,50
40	22,05	26,72	28,75	31,84	33,88
50	26,39	32,04	34,35	38,20	40,72
60	31,36	37,60	40,18	44,49	47,31

**High Sided Shelf Complete (with Epos)**

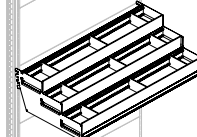
	45	65	100	120	133
30	27,35	31,18	33,72	36,81	38,81
40	34,07	38,62	41,54	45,17	47,53

**L Shaped Shelf (with Epos)**

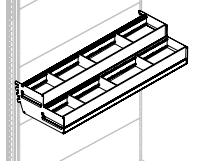
	45	65	100	120	133
20+15	21,70	25,89	28,62	31,98	34,16
20+20	23,27	27,82	30,74	34,37	36,73
30+20	29,00	34,93	38,58	43,29	46,33

**Top Shelf, to have the same level between top shelf and upright (with Epos)**

	45	65	100	120	133
30	20,13	23,96	26,50	29,59	31,59
40	24,05	28,60	31,52	35,15	37,51

**DIY 3 tier display (partitions of 20cm) (with Epos)**

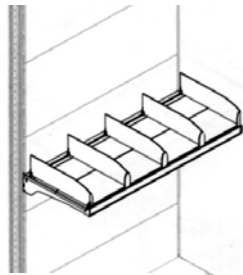
	45 -1	65 -2	100-4	120-5	133-6
15+15+15	71,02	89,10	116,56	133,15	147,47

**DIY 2 tier display (partitions of 20cm) (with Epos)**

	45 -1	65 -2	100-4	120-5	133-6
15+15	46,09	58,26	76,80	87,99	97,63
20+20	50,39	63,92	84,12	96,49	107,13

Binning Systems and Dividers**Acrylic Binning System**

	45	65	100	120	133
--	----	----	-----	-----	-----



V rail for U channel Track	1,24	1,78	3,78	3,86	3,96
Magnetic Strip Ivory	3,56	5,15	7,82	9,41	10,54
Adhesive Strip Ivory	1,93	2,82	4,26	5,10	5,64

	20	30	40	50	60
Divider Straight h=12cm	-	5,60	6,27	7,58	9,10
Divider Left/Right h=12cm	-	4,01	4,06	4,21	9,29
Divider "T" h=12cm	-	3,71	4,26	4,80	9,41

Metal Dividers

	20	30	40	50	60
Divider h=3cm	2,75	3,24	3,65	4,14	4,97
Divider h=8cm	3,40	4,07	4,65	5,90	9,97
Divider h=16cm	4,99	6,07	7,15	8,40	11,88
Divider h=24cm	5,99	7,37	9,15	11,03	12,41

Metal Front Riser H=3cm

	45	65	100	120	133
	4,68	5,69	5,89	6,69	7,21

Metal Containers Kit Tall h=16cm / compartments of 10cm

	45-4	65-6	100-10	120-12	133-13
40	37,87	48,63	68,12	78,50	99,31
50	40,87	53,13	75,62	87,05	109,81
60	46,63	61,77	90,02	104,33	129,97

Metal Containers Kit Low h=8cm with Middle Divider / compartments of 10cm

	45-4	65-6	100-10	120-12	133-13
40	33,30	41,80	57,16	65,02	72,06
50	34,22	43,18	59,46	67,78	75,28
60	57,82	78,58	118,46	138,58	157,88

K-Resin Independent Divider Magnetic (for Modular and One Piece)

		30	40	50	60
9,5cm		5,21	5,85	6,38	6,83

Acrylic Parallelepipedic (like old glass) -Shelf in Horizontal Position / compartments of

	45-4	65-6	100-10	120-12	133-13
30	20,25	25,13	34,55	39,31	43,84
40	22,17	27,53	37,91	43,15	48,16
50	25,37	31,53	43,51	49,55	55,36
60	26,89	33,43	46,17	52,59	58,78

Dividers Back Holder (Wire, Acrylic Extruded)

	45	65	100	120	133
8	3,57	4,36	4,96	5,63	6,07

Front Riser 6mm Acrylic from Sheet for "U" channel

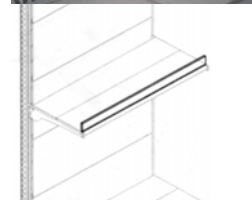
	45	65	100	120	133
5	5,76	7,04	9,76	11,52	13,12
8	6,72	8,32	12,16	13,76	15,36

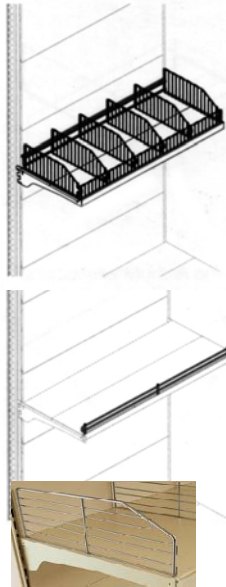
Divider Acrylic 6mm from Sheet

	H=8cm
15	1,28
20	1,60
30	2,24
40	2,72
50	3,52
60	

Plastic Clip for Acrylic Sheet Dividers

	0,25
--	------



**Wire Binning for Modular / compartments of 10cm (Front 8cm / Div 16cm) / Horizontal**

	45-4	65- 6	100 - 10	120 -12	133 -13
30	26,83	37,20	57,76	68,36	74,18
40	28,63	38,64	62,26	73,76	80,03
50	30,27	42,36	66,36	78,68	85,36
60	33,59	47,34	74,66	88,64	96,15

Pair of Brackets for Inclined Position of Dividers

	1 Size
	4,60

Wire Front Risers for Modular Shelving and 1 Piece with U Channel

	45	65	100	120	133
3	4,10	4,90	5,19	6,05	6,76
8	5,06	5,54	7,30	8,13	8,96

Wire Dividers for One Piece Shelf with U Channel

	30	40	50	60	70
8	-	-	-	-	-
16	4,48	4,90	5,35	6,08	-

Wire Front Risers Chromed for TFive

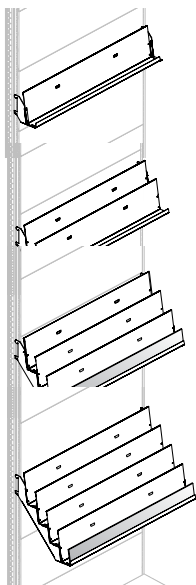
	45	65	100	120	133
3	5,54	5,98	6,18	6,30	6,40
6	5,76	6,18	7,04	7,55	7,90

Wire Dividers Chromed for TFive

	30	40	50	60	70
6	3,74	3,87	4,00	4,13	4,42
12	4,10	4,22	4,35	4,48	4,77

Acrylic Front Riser Extruded for TFive - Included Clips

	45 (3c)	65 (3c)	100 (4c)	120 (4c)	133 (4c)
4	8,86	8,86	12,54	15,80	16,69
8	-	-	-	-	-

Magazines and Cards Display**1 Tier Magazine Display (with Epos)**

	45	65	100	120	133
	22,39	24,95	29,93	33,21	34,88

2 Tiers Magazine Display (with Epos)

	45	65	100	120	133
	31,59	36,89	45,48	51,48	54,47

3 Tiers Magazine Display (with Epos)

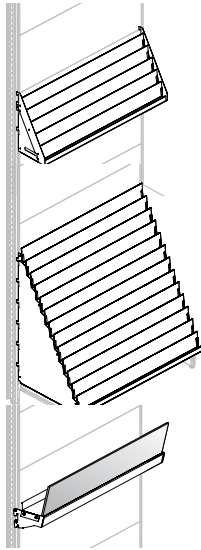
	45	65	100	120	133
	42,77	50,81	63,01	71,73	76,04

4 Tiers Magazine Display (with Epos)

	45	65	100	120	133
	54,03	64,81	80,62	92,06	97,69

Acrylic Front Riser Kit for Mag Shelf

	45	65	100	120	133
	11,32	14,31	16,48	17,32	19,68

**5 and 7 Tiers Cards Display (with Epos)**


	45	65	100	120	133
5	56,43	68,10	69,87	79,78	83,98
7	78,17	94,58	96,51	110,16	115,90

13 (for base L=50) and 18 (for base L=60) Tiers Cards Display (with Epos)

	45	65	100	120	133
13	148,27	178,90	181,31	206,18	216,54
18	217,79	260,27	263,08	297,30	311,51

Reverse Display with Glass H=20cm

	45	65	100	120	
	20,67	26,16	28,77	32,08	-

Shelves and Displays Specific**Timber Shelf on Standard Brackets and supports (thickness 25mm 30mm)**

		65	100		
30	-	30,62	36,32	-	-
40	-	34,40	40,67	-	-
50	-	40,71	47,82	-	-

Timber Shelf on Minimal 30 Bracket

		65	100		
30	-	32,38	38,08	-	-
40	-	33,00	39,27	-	-
50	-	37,39	44,50	-	-

Timber Shelf on Iridium Bracket

		65	100		
30	-	37,54	43,24	-	-
40	-	41,18	47,45	-	-
50	-	48,59	55,70	-	-

Timber Shelf on Vista Bracket

		65	100		
30	-	30,06	35,76	-	-
40	-	30,68	36,95	-	-
50	-	35,07	42,18	-	-

Timber Shelf on Vista-PRO Bracket

		65	100		
30	-	44,55	54,54	-	-
40	-	45,17	55,73	-	-
50	-	49,56	60,96	-	-

Glass Shelf Transparent on Minimal 10 bracket



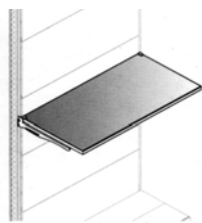
	45	65	100	120	
20	19,20	19,20	23,42	28,60	-
30	20,28	22,72	30,52	34,68	-

Glass Shelf Transparent on Minimal 30 bracket

	45	65	100	120	
30	23,66	26,10	33,90	38,06	-
40	-	-	-	-	-

0

	45	65	100	120	
	6,12	8,84	12,32	13,31	-

**Glass Shelf Transparent on Vista Bracket**

	45	65	100	120	
30	20,36	22,80	30,60	34,76	-
40	21,32	26,44	35,88	41,48	-
50	28,11	31,56	44,04	51,08	-

Glass Shelf Transparent on Vista-PRO Bracket

	45	65	100	120	
30	29,34	38,37	50,46	58,57	-
40	30,30	42,01	55,74	65,29	-
50	37,09	47,13	63,90	74,89	-

Hanging Frame Tubular 30x15 Bent with Stainless Antiscratch Top - 1 Piece

	45	65	100	120	133
30	73,72	74,29	62,23	63,55	67,59

Bar for Hooks 2x1 Painted

	45	65	100	120	133
2x1	19,80	22,20	24,60	25,80	28,20

Bar for Hooks 40x20 Chromed

	45	65	100	120	133
4x2	22,78	24,54	24,90	26,82	28,01

Accessories for 2x1 Bar (chrome)

	35	45	55		
Curved	19,20	19,52	20,16	20,80	-
Tiered "Z"	19,52	20,16	20,80	21,44	-
Inclined	18,08	18,56	19,20	19,84	-
Wire Horiz	6,24	6,40	6,59	6,72	-
Wire Loop	8,80	8,96	9,12	9,34	-
Glasses	14,72	-	-	-	-

Accessories for 40x20 Bar (chrome)

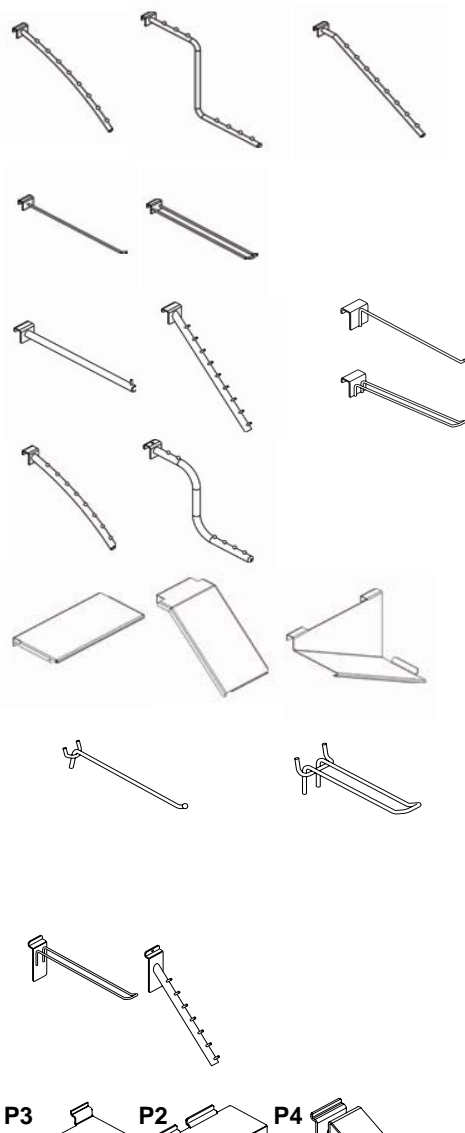
	20	30	40	50	
A Horizontal Tube	-	14,02	15,14	16,23	-
B Inclined Tube	-	13,64	14,97	15,52	-
C Simple Hook	-	3,46	3,56	-	-
D (C with epos)	-	6,65	6,85	6,97	-
E (Blister with epos)	6,97	7,23	7,45	-	-
Curved	20,80	21,12	21,76	22,40	-
Tiered "Z"	21,44	22,08	22,72	23,36	-
Shelf Horiz	-	-	-	-	7,71
Shelf Front	-	-	-	-	7,80
Shelf Side	-	-	-	-	12,15

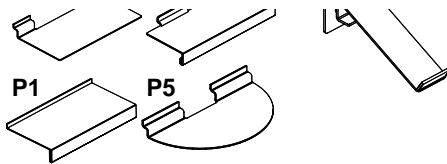
Accessories for Perforated Back Panel

	10	20	30	40	
C (simple hook)	0,53	0,75	1,07	-	-
D (C+epos)	-	5,15	5,50	5,57	-
E (F+epos)	-	5,85	5,98	6,08	-
F (blister hook)	-	4,01	4,08	4,15	-

Accessories for Slat Panels

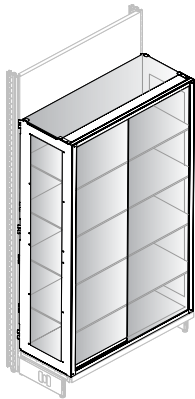
	20	30	40	50
Tube Horizontal	-	15,14	16,23	17,35
Tube Inclined	-	18,34	20,52	21,38
C (simple hook)	-	4,68	5,00	-
F (blister hook)	4,68	5,06	-	-





P1 30x15 Acrylic	10,43
P2 25x10 Acrylic	5,38
P3 23x10 Acrylic	6,75
P4 22x15 Acrylic	8,51
P5 30x15 Acrylic	10,76

Showcases and Cabinets



Jow Glass Showcase (4 shelves) (P=100cm) for Base Shelf

			132	180	
40	-	-	564,67	625,95	-
50	-	-	620,17	713,11	-

Joy Fly Glass Showcase (2 shelves) (P=100cm)

		112			
40	-	536,25	-	-	-
50	-	581,94	-	-	-

Joy, Side Glasses for Endsets

		112	132	180	
40	-	44,90	51,02	87,10	-
50	-	58,12	68,90	102,76	-

Joy, Neon Lights

Horizontal
Vertical

	112	132	180	
Horizontal	40,78	-	-	-
Vertical	-	51,70	51,70	69,67



Timber Showcase SNAP (with 2 Glass Shelves L=40cm)

			100	120	
100	-	-	406,73	454,03	-
132	-	-	513,65	590,87	-

Cabinet 1 Drawer h=35cm

		65	100		
40	-	287,27	306,78	-	-
50	-	309,89	329,38	-	-

Cabinet 2 Drawers h=35cm

		65	100		
40	-	323,74	370,14	-	-
50	-	346,97	396,96	-	-

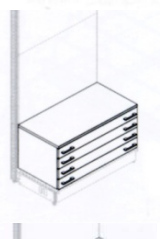
Cabinet with 2 Doors h=35cm

		65	100		
40	-	168,50	287,06	-	-
50	-	283,28	301,84	-	-

Cabinet 4 Drawers h=50cm

		65	100		
40	-	495,51	538,63	-	-
50	-	527,18	577,52	-	-

Cabinet 6 Drawers h=50cm





			100		
40	-		539,57	-	-
50	-		612,39	-	-

Cabinet 8 Drawers h=50cm

			100		
40	-		643,34	-	-
50	-		734,04	-	-

Cabinet with 2 Doors h=50cm

		65	100		
40	-	290,11	312,64	-	-
50	-	308,52	331,93	-	-

Cabinet Open h=50cm

		65	100		
40	-	190,92	223,97	-	-
50	-	209,33	243,26	-	-

Cabinet with Sliding Doors h=50cm

		65	100		
40	-	272,70	292,12	-	-
50	-	291,28	310,66	-	-

Cabinet with 2 Doors h=65cm

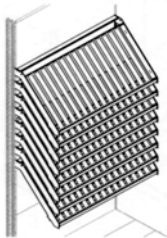
		65	100		
40	-	295,25	341,41	-	-
50	-	325,51	333,70	-	-

Cabinet Open h=65cm

		65	100		
40	-	215,93	234,11	-	-
50	-	234,34	253,40	-	-

Cabinet with Sliding Doors h=65cm

		65	100		
40	-	293,37	312,91	-	-
50	-	311,96	331,37	-	-

**Pharmadrawer Sliding Drawer Pharmacies / Tobacco****Drawer Complete Assembled**

		65	100	120	133
30	-	108,08	135,10	155,37	168,88
40	-	126,47	158,09	181,80	197,61
50	-	135,39	169,24	194,63	211,55

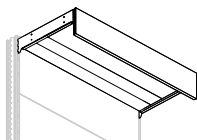
Dividers Front-Rear

30		1,76
40		2,29
50		2,66

Dividers Sideways

4,8cm		1,35
9,6cm		1,39
19cm		1,99

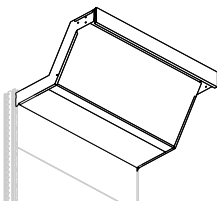
Canopies

**Canopy A (Front H=16cm)**

	45	65	100	120	133
45	27,48	31,98	33,48	36,96	39,02
65	33,32	38,80	41,05	45,27	47,82

Light Kit for Canopy A (Neon Light and Screws)

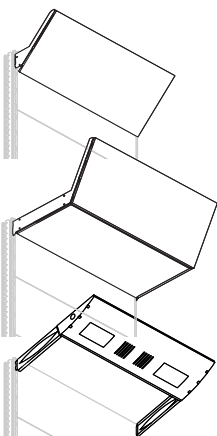
	-	35,78	40,96	40,96	48,56
--	---	-------	-------	-------	-------

**Canopy Z with Signage Holder Rails (Front H=16cm)**

	45	65	100	120	133
	80,65	90,90	101,40	109,61	114,73

Light Kit for Canopy Z (Neon Light and Screws)

	-	35,78	40,96	40,96	48,56
--	---	-------	-------	-------	-------

**One Panel Canopy "C"**

	45	65	100	120	133
	36,05	40,33	45,02	48,29	50,43

Two Panels Canopy "B"

	45	65	100	120	133
A24+24	65,77	70,47	74,89	78,50	80,85
B44+44	125,15	131,81	137,73	142,82	146,15

Canopy "R" with Room for two circular Alogen Lights

	45	65	100	120	133
	90,28	93,97	100,41	106,45	108,84

Canopy Wave with room for 2 Spot lights

	45	65	100	120	133
Metal Front	-	65,57	82,80	-	-
Timber Front	-	79,21	98,37	-	-
Acrylic Front	-	79,36	101,41	-	-

**Spot Light (Wired)**

	-	75,90	75,90	-	-
--	---	-------	-------	---	---

**Inclined Fascia 3 positions**

	45	65	100	120	133
	16,69	18,73	19,00	20,57	21,29

**Sector Timber Counters****Sector Counter 1 Drawer**

	75	100			
	474,12	554,04	-	-	-

Sector Counter 2 Drawers

			150	200	
	-	-	811,94	964,01	-

Sector Counter 3 Drawers

				250	300
	-	-	-	1.227,96	1.386,72

Sector Counter High Case

		100	200		
	-	1.036,80	1.576,80	-	-



**Sector Counter Low Glass Case**

		100	200		
	-	907,20	1.306,80	-	-

Sector Counter with Low Light Front Fascia

		100	200		
	-	956,88	1.674,00	-	-

Sector Counter Light - light at full height

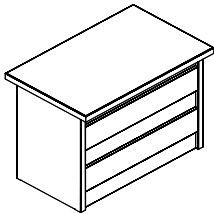
		100	200		
	-	1.064,88	1.855,44	-	-

Sector Counter with Tiered Magazine Planks


		100	120		
	-	814,05	889,65	-	-

Sector Counter Corners

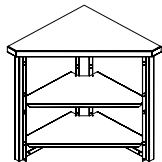
		Aperto/Open	Chiuso / Closed		
	-	702,00	-	648,00	-

Metal MET Counters**Metal Counter Timber Top Not Assembled (2shelves+2drawers, 1 with key lock)**

		100	120	140	180	220
90		916,24	938,54	997,55	1.141,92	1.210,75
105		951,44	975,06	1.035,79	1.184,98	1.256,47
		260	300			
90		1.269,01	1.414,60	-	-	-
105		1.317,37	1.468,20	-	-	-

**Metal Counter with Timber Top Not Assembl(Open Corner)**

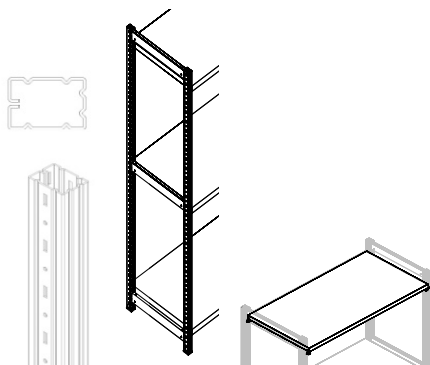
		AA				
90		799,86	-	-	-	-
105		838,06	-	-	-	-

**Metal Counter with Timber Top Not Assembl(Closed Corner)**

		AC				
90		420,79	-	-	-	-
105		448,91	-	-	-	-

Charges to Assemble the Counters

		100-140cm	180-300cm	AA / AC
		155,00	210,00	430,00

4 Uprights MAG Shelving**MAG Side Uprights kit**

	30	40	50	60	
200	30,41	31,27	32,11	32,67	-
250	39,10	40,39	41,65	42,49	-
300	47,92	49,21	50,47	51,31	-

MAG Complete Shelf

	30	40	50	60	
80	15,56	18,59	20,47	26,25	-
100	18,40	22,39	24,74	31,98	-
120	20,45	24,90	27,86	35,73	-

4POST SYSTEM - Minirack**Upright Sidey - Kit 4Post Complete**

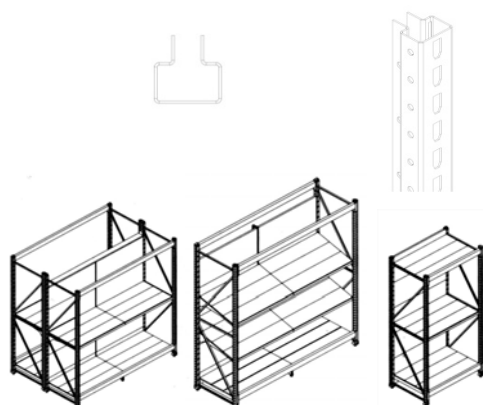
148	52,01	-
172	59,30	-
192	65,37	-
216	77,53	-
236	82,99	-
264	93,59	-
280	98,41	-

4POST Shelf with Modular System

	45	65	100	120	133
30	14,45	18,28	20,82	23,91	25,91
40	17,09	21,64	24,56	28,19	30,55
50	21,52	27,45	31,10	35,81	38,85
60	24,00	30,65	34,68	39,93	43,33

4POST Shelf with One Piece Perforated Shelf (also TFive)

	45	65	100	120	133
30	18,41	22,09	23,59	26,23	27,98
40	22,23	26,90	28,93	32,02	34,06
50	26,49	32,14	34,45	38,30	40,82
60	28,96	35,20	37,78	42,09	44,91

GP5 SYSTEM Racking**GP5, complete sides**

		60	70	80	
288	-	108,55	111,54	114,67	-
324	-	110,55	113,54	135,17	-
368	-	117,31	120,30	123,43	-

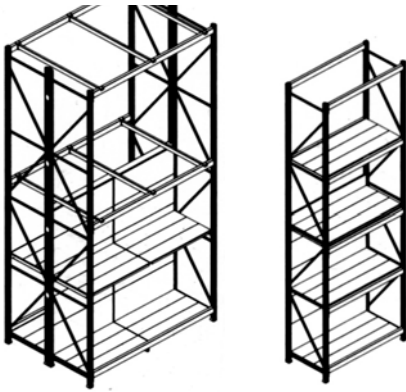
GP5, beam

	100	133	200	240	266
4x8	26,82	34,40	43,71	58,81	58,88

Crossbeams for Timber Shelf

		60	70	80	
	-	23,34	25,23	27,13	-

GP7 SYSTEM Pallet Racking**GP7, complete sides M100, Not Assembled, Zync**



		L=80	L=100	L=120	
300		114,58	120,00	125,59	
350		129,96	136,12	142,49	
400		148,90	155,76	162,87	
450		161,64	168,50	175,61	
500		178,78	186,38	194,27	
550		195,92	204,27	212,89	
600		213,10	222,11	231,55	
700		247,39	257,88	268,82	
800		277,31	288,50	300,19	

GP7, complete sides M80, Not Assembled, Zinc

		L=80	L=100	L=120	
300		96,76	101,02	105,42	
350		111,02	115,84	120,84	
400		125,28	130,66	136,22	
450		135,91	141,29	146,89	
500		150,16	156,11	162,31	
550		164,42	170,93	177,72	
600		178,64	185,75	193,11	
700		207,15	215,35	223,94	
800		232,04	240,84	249,96	

GP7 Painting of Sides, up to 600cm

	+20%

GP7, beam, 1,5mm, with Locks, Painted

	182,5	222,5	270	300	
5x8	34,89	40,03	46,95	x	
kg	2.900	2.000	1.400	x	

5x10	38,13	43,83	51,39	55,65	
kg	3.900	3.200	2.300	1.800	

5x12	40,59	46,82	55,01	59,70	
kg	4.800	4.000	3.200	2.600	

5x14	43,83	50,59	59,41	64,52	
kg	6.000	4.800	4.000	3.600	

5x16	47,06	54,38	66,24	71,73	
kg	7.200	5.800	4.900	4.400	

FIFTH AVENUE - Structure**Complete Upright with Two wall brackets**

	Mode5	Mode25	Mode45		
72	88,33	94,33	99,73	-	-
96	93,79	99,79	105,19	-	-
148	104,65	110,65	116,05	-	-
216	131,83	137,83	143,23	-	-
236	133,45	139,45	144,85	-	-
296	137,95	143,95	149,35	-	-

Complete Upright with Top Arrow pushing the ceiling and extension cm

	0	40	80	120	
72	-	-	-	-	-
96	-	-	-	-	-
148	-	-	-	-	-
216	-	-	-	-	-
236	-	-	-	-	-
296	-	-	-	-	-

**Gondola Module h=148 (compulsory to add a Top and an Endset)**

	45	65	100	120	133
Mode25+25	359,30	411,30	492,10	541,31	590,52
Mode45+45	443,66	495,66	576,46	330,00	356,00

Gondola Module h=148 ENDSET

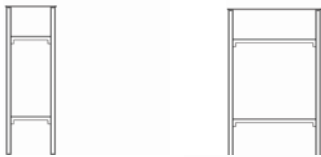
	T
Mode25+25	269,30
Mode45+45	299,30

Timber Top for Gondola Module

	45	65	100	120	133
Mode25+25	32,82	40,74	54,60	62,52	67,67
Mode45+45	44,70	57,90	81,00	94,20	102,78

Glass Transparent Top for Gondola Module

	45	65	100	120	133
Mode25+25	42,82	50,74	64,60	72,52	77,67
Mode45+45	54,70	67,90	91,00	104,20	112,78

**FIFTH AVENUE - Displays****Complete Metal Shelf with Aluminium Front**

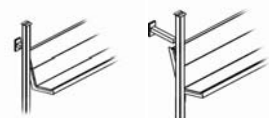
	45	65	100	120	133
30	23,43	27,89	30,32	33,79	36,02
40	27,53	32,71	35,52	39,53	42,12
50	34,60	41,16	44,70	49,79	53,06

Inclined Complete Metal Shelf, with Metal Riser

	45	65	100	120	133
30	29,51	34,98	37,61	41,88	44,63
40	32,89	39,08	42,09	46,90	50,01
50	40,32	47,89	51,63	57,52	61,31

"L" Shaped Complete Metal Shelf

	45	65	100	120	133
30+15	39,67	45,87	49,22	54,04	57,13
30+20	40,52	47,08	50,62	55,71	58,98
40+20	42,22	49,50	53,42	59,05	62,68



Timber Horizontal Shelf

	45	65	100	120	133
30	31,61	33,26	38,96	45,79	49,92
40	33,25	33,88	40,15	48,79	53,00
50	37,05	38,27	45,38	52,68	60,96

Timber Inclined Shelf, Front h=3cm

	45	65	100	120	133
30	52,20	55,20	61,42	79,20	87,20
40	57,77	55,72	63,07	80,99	93,20
50	60,77	60,11	68,30	86,20	101,20

Timber Horizontal Shelf with Support for LED lights

	45	65	100	120	133
30	-	-	-	-	-
40	-	-	-	-	-
50	-	-	-	-	-

Glass Shelf

	45	65	100	120	133
30	26,30	28,74	36,54	40,70	55,44
40	27,26	32,38	41,82	47,42	73,07
50	34,05	37,50	49,98	57,02	88,20

Strengthenner for Glass Shelf

	45	65	100	120	133
	3,18	3,96	5,46	6,00	6,42

Glass Shelf with LED lights support

	45	65	100	120	133
30	-	-	-	-	-
40	-	-	-	-	-
50	-	-	-	-	-

Mirror

	45	65	100	120	133
h=44cm	-	-	-	-	-

Hanging Bar with Stainless Steel Top

	45	65	100	120	133
Mode5	35,58	37,62	40,26	42,24	43,98
Mode25	32,70	34,74	37,38	39,36	41,10
Mode45	30,90	32,94	35,58	37,56	39,30

Bar for Hooks 2x1 Painted

	45	65	100	120	133
Mode5+25	19,80	22,20	24,60	25,80	28,20
Mode45	22,56	24,96	27,36	28,56	30,96

Bar for Hooks 4x2 Painted

	45	65	100	120	133
Mode5+25	23,76	24,96	26,16	27,36	28,56
Mode45	29,64	30,84	32,04	33,24	34,44

FIFTH AVENUE - Canopies**Madison Canopy**

	45	65	100	120	133
0	29,66	31,12	35,65	37,55	39,01
40	34,51	36,88	40,04	42,90	44,73



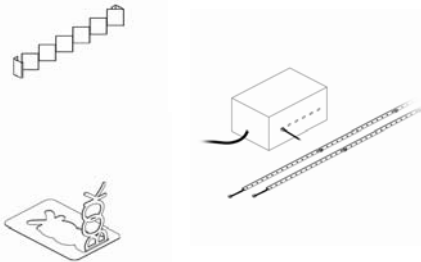
Graduate Canopy (with holes / without spotlights)

	45	65	100	120	133
	69,12	78,55	97,40	117,17	122,60

Palace Canopy with Acrylic (without lights)

	45	65	100	120	133
	73,36	80,01	102,14	120,01	131,11

FIFTH AVENUE - Accessories and Cabinets



Accessories

zig zag for "L"
LED lights Bar

	45	65	100	120	133
	50,97	50,97	54,90	57,54	57,54
	-	-	-	-	-

"book" riser
LED Box

	18,55
	-

Kit 4 Feet Squared Champagne for Timber Cabinets (-2 Supports)
0

	32,80
--	-------

TIMELINE - Timber Furnishing

Open Box H=100cm
Open Box H=132cm
Showcase H=100cm
Showcase H=132cm

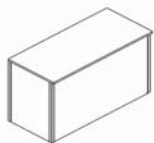
		65	100		
	-	306,73	354,03	-	-
	-	413,65	490,87	-	-
	-	406,73	454,03	-	-
	-	513,65	590,87	-	-

PALACE - Metal Furnishings

Showcase h=132, 2 Gla
1 Drawer
2 Drawers

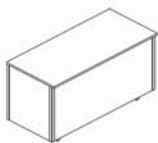
		65	100		
	-	-	-	-	-
	-	-	-	-	-
	-	-	-	-	-

FIFTH AVENUE- FRAMEY Counters and LENOX Tables



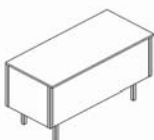
FRAMEY counter h=0cm / h=92cm

		75	100	150	200	EndSet
52		-	-	-	-	-
58		-	-	-	-	-
68		-	-	-	-	-



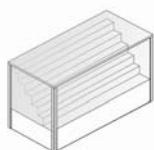
FRAMEY counter h=10cm / h=92cm

		75	100	150	200	EndSet
52		-	-	-	-	-
58		-	-	-	-	-
68		-	-	-	-	-



FRAMEY counter h=30cm / h=92cm

		75	100	150	200	EndSet
52		-	-	-	-	-
58		-	-	-	-	-
68		-	-	-	-	-



FRAMEY Glass Tiered, feet h=0cm / h=105cm

		75	100	150	200	
52		-	-	-	-	-
58		-	-	-	-	-
68		-	-	-	-	-



LENOX Table h=30cm / h=92cm



	75	100	150	200	
52	-	-	-	-	-
58	-	-	-	-	-
68	-	-	-	-	-

TN9 SYSTEM - FULL UNITS**H=148cm Gondola Unit**

		45	65	100	120	133
40/16 + 40 x 2	Modular	179,06	220,64	245,54	278,24	299,54
	TFive	209,90	252,20	271,76	301,22	320,60
40/16 + 40 x 3	Modular	212,88	263,56	294,30	334,26	360,28
	TFive	254,00	305,64	329,26	364,90	388,36
40/16 + 40 x 4	Modular	246,70	306,48	343,06	390,28	421,02
	TFive	298,10	359,08	386,76	428,58	456,12
50/16 + 40 x 2	Modular	188,86	233,20	259,56	294,42	317,08
	TFive	219,36	263,62	283,74	314,72	335,06
50/16 + 40 x 3	Modular	222,68	276,12	308,32	350,44	377,82
	TFive	263,46	317,06	341,24	378,40	402,82
50/16 + 40 x 4	Modular	256,50	319,04	357,08	406,46	438,56
	TFive	307,56	370,50	398,74	442,08	470,58
50/16 + 50 x 2	Modular	206,90	256,76	286,04	325,22	350,60
	TFive	236,72	284,90	306,14	340,16	362,42
50/16 + 50 x 3	Modular	249,74	311,46	348,04	396,64	428,10
	TFive	289,50	348,98	374,84	416,56	443,86
50/16 + 50 x 4	Modular	292,58	366,16	410,04	468,06	505,60
	TFive	342,28	413,06	443,54	492,96	525,30
60/16 + 50 x 2	Modular	212,86	264,16	294,20	334,46	360,56
	TFive	242,66	292,02	313,80	348,74	371,60
60/16 + 50 x 3	Modular	255,70	318,86	356,20	405,88	438,06
	TFive	295,44	356,10	382,50	425,14	453,04
60/16 + 50 x 4	Modular	298,54	373,56	418,20	477,30	515,56
	TFive	348,22	420,18	451,20	501,54	534,48
60/16 + 60 x 2	Modular	232,78	286,96	318,52	360,94	388,48
	TFive	262,54	314,26	337,12	373,90	397,96
60/16 + 60 x 3	Modular	285,58	353,06	392,68	445,60	479,94
	TFive	325,26	389,46	417,48	462,88	492,58
60/16 + 60 x 4	Modular	338,38	419,16	466,84	530,26	571,40
	TFive	387,98	464,66	497,84	551,86	587,20

H=172cm Gondola Unit

Model		45	65	100	120	133
40/16 + 40 x 2	Modular	192,44	236,82	262,68	297,54	320,24
	TFive	223,28	268,38	288,90	320,52	341,30
40/16 + 40 x 3	Modular	226,26	279,74	311,44	353,56	380,98
	TFive	267,38	321,82	346,40	384,20	409,06
40/16 + 40 x 4	Modular	260,08	322,66	360,20	409,58	441,72
	TFive	311,48	375,26	403,90	447,88	476,82
50/16 + 40 x 2	Modular	202,24	249,38	276,70	313,72	337,78
	TFive	232,74	279,80	300,88	334,02	355,76
50/16 + 40 x 3	Modular	236,06	292,30	325,46	369,74	398,52
	TFive	276,84	333,24	358,38	397,70	423,52
50/16 + 40 x 4	Modular	269,88	335,22	374,22	425,76	459,26
	TFive	320,94	386,68	415,88	461,38	491,28
50/16 + 50 x 2	Modular	220,28	272,94	303,18	344,52	371,30
	TFive	250,10	301,08	323,28	359,46	383,12
50/16 + 50 x 3	Modular	263,12	327,64	365,18	415,94	448,80
	TFive	302,88	365,16	391,98	435,86	464,56
50/16 + 50 x 4	Modular	305,96	382,34	427,18	487,36	526,30
	TFive	355,66	429,24	460,68	512,26	546,00
60/16 + 50 x 2	Modular	226,24	280,34	311,34	353,76	381,26
	TFive	256,04	308,20	330,94	368,04	392,30
60/16 + 50 x 3	Modular	269,08	335,04	373,34	425,18	458,76
	TFive	308,82	372,28	399,64	444,44	473,74
60/16 + 50 x 4	Modular	311,92	389,74	435,34	496,60	536,26
	TFive	361,60	436,36	468,34	520,84	555,18

60/16 + 60 x 2	Modular	246,16	303,14	335,66	380,24	409,18
	TFive	275,92	330,44	354,26	393,20	418,66
60/16 + 60 x 3	Modular	298,96	369,24	409,82	464,90	500,64
	TFive	338,64	405,64	434,62	482,18	513,28
60/16 + 60 x 4	Modular	351,76	435,34	483,98	549,56	592,10
	TFive	401,36	480,84	514,98	571,16	607,90

H=192cm Gondola Unit

Model		45	65	100	120	133
40/16 + 40 x 2	Modular	198,60	244,94	272,30	308,64	332,32
	TFive	229,44	276,50	298,52	331,62	353,38
40/16 + 40 x 3	Modular	232,42	287,86	321,06	364,66	393,06
	TFive	273,54	329,94	356,02	395,30	421,14
40/16 + 40 x 4	Modular	266,24	330,78	369,82	420,68	453,80
	TFive	317,64	383,38	413,52	458,98	488,90
50/16 + 40 x 2	Modular	208,40	257,50	286,32	324,82	349,86
	TFive	238,90	287,92	310,50	345,12	367,84
50/16 + 40 x 3	Modular	242,22	300,42	335,08	380,84	410,60
	TFive	283,00	341,36	368,00	408,80	435,60
50/16 + 40 x 4	Modular	276,04	343,34	383,84	436,86	471,34
	TFive	327,10	394,80	425,50	472,48	503,36
50/16 + 50 x 2	Modular	226,44	281,06	312,80	355,62	383,38
	TFive	256,26	309,20	332,90	370,56	395,20
50/16 + 50 x 3	Modular	269,28	335,76	374,80	427,04	460,88
	TFive	309,04	373,28	401,60	446,96	476,64
50/16 + 50 x 4	Modular	312,12	390,46	436,80	498,46	538,38
	TFive	361,82	437,36	470,30	523,36	558,08
60/16 + 50 x 2	Modular	232,40	288,46	320,96	364,86	393,34
	TFive	262,20	316,32	340,56	379,14	404,38
60/16 + 50 x 3	Modular	275,24	343,16	382,96	436,28	470,84
	TFive	314,98	380,40	409,26	455,54	485,82
60/16 + 50 x 4	Modular	318,08	397,86	444,96	507,70	548,34
	TFive	367,76	444,48	477,96	531,94	567,26
60/16 + 60 x 2	Modular	252,32	311,26	345,28	391,34	421,26
	TFive	282,08	338,56	363,88	404,30	430,74
60/16 + 60 x 3	Modular	305,12	377,36	419,44	476,00	512,72
	TFive	344,80	413,76	444,24	493,28	525,36
60/16 + 60 x 4	Modular	357,92	443,46	493,60	560,66	604,18
	TFive	407,52	488,96	524,60	582,26	619,98

H=216cm Gondola Unit

Model		45	65	100	120	133
40/16 + 40 x 2	Modular	211,99	261,13	289,45	327,95	353,03
	TFive	242,83	292,69	315,67	350,93	374,09
40/16 + 40 x 3	Modular	245,81	304,05	338,21	383,97	413,77
	TFive	286,93	346,13	373,17	414,61	441,85
40/16 + 40 x 4	Modular	279,63	346,97	386,97	439,99	474,51
	TFive	331,03	399,57	430,67	478,29	509,61
50/16 + 40 x 2	Modular	221,79	273,69	303,47	344,13	370,57
	TFive	252,29	304,11	327,65	364,43	388,55
50/16 + 40 x 3	Modular	255,61	316,61	352,23	400,15	431,31
	TFive	296,39	357,55	385,15	428,11	456,31
50/16 + 40 x 4	Modular	289,43	359,53	400,99	456,17	492,05
	TFive	340,49	410,99	442,65	491,79	524,07
50/16 + 50 x 2	Modular	239,83	297,25	329,95	374,93	404,09
	TFive	269,65	325,39	350,05	389,87	415,91
50/16 + 50 x 3	Modular	282,67	351,95	391,95	446,35	481,59
	TFive	322,43	389,47	418,75	466,27	497,35
50/16 + 50 x 4	Modular	325,51	406,65	453,95	517,77	559,09
	TFive	375,21	453,55	487,45	542,67	578,79
60/16 + 50 x 2	Modular	245,79	304,65	338,11	384,17	414,05

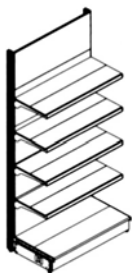
60/16 + 50 x 2	TFive	275,59	332,51	357,71	398,45	425,09
60/16 + 50 x 3	Modular	288,63	359,35	400,11	455,59	491,55
	TFive	328,37	396,59	426,41	474,85	506,53
60/16 + 50 x 4	Modular	331,47	414,05	462,11	527,01	569,05
	TFive	381,15	460,67	495,11	551,25	587,97
60/16 + 60 x 2	Modular	265,71	327,45	362,43	410,65	441,97
	TFive	295,47	354,75	381,03	423,61	451,45
60/16 + 60 x 3	Modular	318,51	393,55	436,59	495,31	533,43
	TFive	358,19	429,95	461,39	512,59	546,07
60/16 + 60 x 4	Modular	371,31	459,65	510,75	579,97	624,89
	TFive	420,91	505,15	541,75	601,57	640,69

H=236cm Gondola Unit



Model		45	65	100	120	133
40/16 + 40 x 2	Modular	218,16	269,26	299,08	339,06	365,12
	TFive	249,00	300,82	325,30	362,04	386,18
40/16 + 40 x 3	Modular	251,98	312,18	347,84	395,08	425,86
	TFive	293,10	354,26	382,80	425,72	453,94
40/16 + 40 x 4	Modular	285,80	355,10	396,60	451,10	486,60
	TFive	337,20	407,70	440,30	489,40	521,70
50/16 + 40 x 2	Modular	227,96	281,82	313,10	355,24	382,66
	TFive	258,46	312,24	337,28	375,54	400,64
50/16 + 40 x 3	Modular	261,78	324,74	361,86	411,26	443,40
	TFive	302,56	365,68	394,78	439,22	468,40
50/16 + 40 x 4	Modular	295,60	367,66	410,62	467,28	504,14
	TFive	346,66	419,12	452,28	502,90	536,16
50/16 + 50 x 2	Modular	246,00	305,38	339,58	386,04	416,18
	TFive	275,82	333,52	359,68	400,98	428,00
50/16 + 50 x 3	Modular	288,84	360,08	401,58	457,46	493,68
	TFive	328,60	397,60	428,38	477,38	509,44
50/16 + 50 x 4	Modular	331,68	414,78	463,58	528,88	571,18
	TFive	381,38	461,68	497,08	553,78	590,88
60/16 + 50 x 2	Modular	251,96	312,78	347,74	395,28	426,14
	TFive	281,76	340,64	367,34	409,56	437,18
60/16 + 50 x 3	Modular	294,80	367,48	409,74	466,70	503,64
	TFive	334,54	404,72	436,04	485,96	518,62
60/16 + 50 x 4	Modular	337,64	422,18	471,74	538,12	581,14
	TFive	387,32	468,80	504,74	562,36	600,06
60/16 + 60 x 2	Modular	271,88	335,58	372,06	421,76	454,06
	TFive	301,64	362,88	390,66	434,72	463,54
60/16 + 60 x 3	Modular	324,68	401,68	446,22	506,42	545,52
	TFive	364,36	438,08	471,02	523,70	558,16
60/16 + 60 x 4	Modular	377,48	467,78	520,38	591,08	636,98
	TFive	427,08	513,28	551,38	612,68	652,78

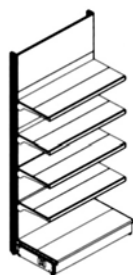
H=192cm Wall Unit



Model		45	65	100	120	133
40/16 + 40 x 2	Modular	116,90	140,07	153,75	171,92	183,76
	TFive	132,32	155,85	166,86	183,41	194,29
40/16 + 40 x 3	Modular	133,81	161,53	178,13	199,93	214,13
	TFive	154,37	182,57	195,61	215,25	228,17
40/16 + 40 x 4	Modular	150,72	182,99	202,51	227,94	244,50
	TFive	176,42	209,29	224,36	247,09	262,05
50/16 + 40 x 2	Modular	121,80	146,35	160,76	180,01	192,53
	TFive	137,05	161,56	172,85	190,16	201,52
50/16 + 40 x 3	Modular	138,71	167,81	185,14	208,02	222,90
	TFive	159,10	188,28	201,60	222,00	235,40
50/16 + 40 x 4	Modular	155,62	189,27	209,52	236,03	253,27
	TFive	181,15	215,00	230,35	253,84	269,28
50/16 + 50 x 2	Modular	130,82	158,13	174,00	195,41	209,29

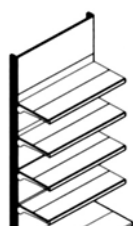
50/16 + 50 x 2	TFive	145,73	172,20	184,05	202,88	215,20
	Modular	152,24	185,48	205,00	231,12	248,04
50/16 + 50 x 3	TFive	172,12	204,24	218,40	241,08	255,92
	Modular	173,66	212,83	236,00	266,83	286,79
50/16 + 50 x 4	TFive	198,51	236,28	252,75	279,28	296,64
	Modular	133,80	161,83	178,08	200,03	214,27
60/16 + 50 x 2	TFive	148,70	175,76	187,88	207,17	219,79
	Modular	155,22	189,18	209,08	235,74	253,02
60/16 + 50 x 3	TFive	175,09	207,80	222,23	245,37	260,51
	Modular	176,64	216,53	240,08	271,45	291,77
60/16 + 50 x 4	TFive	201,48	239,84	256,58	283,57	301,23
	Modular	143,76	173,23	190,24	213,27	228,23
60/16 + 60 x 2	TFive	158,64	186,88	199,54	219,75	232,97
	Modular	170,16	206,28	227,32	255,60	273,96
60/16 + 60 x 3	TFive	190,00	224,48	239,72	264,24	280,28
	Modular	196,56	239,33	264,40	297,93	319,69
60/16 + 60 x 4	TFive	221,36	262,08	279,90	308,73	327,59

H=216cm Wall Unit



		Model	45	65	100	120	133
40/16 + 40 x 2	Modular		125,57	150,14	164,30	183,55	196,09
	TFive		140,99	165,92	177,41	195,04	206,62
40/16 + 40 x 3	Modular		142,48	171,60	188,68	211,56	226,46
	TFive		163,04	192,64	206,16	226,88	240,50
40/16 + 40 x 4	Modular		159,39	193,06	213,06	239,57	256,83
	TFive		185,09	219,36	234,91	258,72	274,38
50/16 + 40 x 2	Modular		130,47	156,42	171,31	191,64	204,86
	TFive		145,72	171,63	183,40	201,79	213,85
50/16 + 40 x 3	Modular		147,38	177,88	195,69	219,65	235,23
	TFive		167,77	198,35	212,15	233,63	247,73
50/16 + 40 x 4	Modular		164,29	199,34	220,07	247,66	265,60
	TFive		189,82	225,07	240,90	265,47	281,61
50/16 + 50 x 2	Modular		139,49	168,20	184,55	207,04	221,62
	TFive		154,40	182,27	194,60	214,51	227,53
50/16 + 50 x 3	Modular		160,91	195,55	215,55	242,75	260,37
	TFive		180,79	214,31	228,95	252,71	268,25
50/16 + 50 x 4	Modular		182,33	222,90	246,55	278,46	299,12
	TFive		207,18	246,35	263,30	290,91	308,97
60/16 + 50 x 2	Modular		142,47	171,90	188,63	211,66	226,60
	TFive		157,37	185,83	198,43	218,80	232,12
60/16 + 50 x 3	Modular		163,89	199,25	219,63	247,37	265,35
	TFive		183,76	217,87	232,78	257,00	272,84
60/16 + 50 x 4	Modular		185,31	226,60	250,63	283,08	304,10
	TFive		210,15	249,91	267,13	295,20	313,56
60/16 + 60 x 2	Modular		152,43	183,30	200,79	224,90	240,56
	TFive		167,31	196,95	210,09	231,38	245,30
60/16 + 60 x 3	Modular		178,83	216,35	237,87	267,23	286,29
	TFive		198,67	234,55	250,27	275,87	292,61
60/16 + 60 x 4	Modular		205,23	249,40	274,95	309,56	332,02
	TFive		230,03	272,15	290,45	320,36	339,92

H=236cm Wall Unit



		Model	45	65	100	120	133
40/16 + 40 x 2	Modular		130,30	155,85	170,76	190,75	203,78
	TFive		145,72	171,63	183,87	202,24	214,31
40/16 + 40 x 3	Modular		147,21	177,31	195,14	218,76	234,15
	TFive		167,77	198,35	212,62	234,08	248,19
40/16 + 40 x 4	Modular		164,12	198,77	219,52	246,77	264,52
	TFive		189,82	225,07	241,37	265,92	282,07
50/16 + 40 x 2	Modular		135,20	162,13	177,77	198,84	212,55



	TFive	150,45	177,34	189,86	208,99	221,54
50/16 + 40 x 3	Modular	152,11	183,59	202,15	226,85	242,92
	TFive	172,50	204,06	218,61	240,83	255,42
50/16 + 40 x 4	Modular	169,02	205,05	226,53	254,86	273,29
	TFive	194,55	230,78	247,36	272,67	289,30
50/16 + 50 x 2	Modular	144,22	173,91	191,01	214,24	229,31
	TFive	159,13	187,98	201,06	221,71	235,22
50/16 + 50 x 3	Modular	165,64	201,26	222,01	249,95	268,06
	TFive	185,52	220,02	235,41	259,91	275,94
50/16 + 50 x 4	Modular	187,06	228,61	253,01	285,66	306,81
	TFive	211,91	252,06	269,76	298,11	316,66
60/16 + 50 x 2	Modular	147,20	177,61	195,09	218,86	234,29
	TFive	162,10	191,54	204,89	226,00	239,81
60/16 + 50 x 3	Modular	168,62	204,96	226,09	254,57	273,04
	TFive	188,49	223,58	239,24	264,20	280,53
60/16 + 50 x 4	Modular	190,04	232,31	257,09	290,28	311,79
	TFive	214,88	255,62	273,59	302,40	321,25
60/16 + 60 x 2	Modular	157,16	189,01	207,25	232,10	248,25
	TFive	172,04	202,66	216,55	238,58	252,99
60/16 + 60 x 3	Modular	183,56	222,06	244,33	274,43	293,98
	TFive	203,40	240,26	256,73	283,07	300,30
60/16 + 60 x 4	Modular	209,96	255,11	281,41	316,76	339,71
	TFive	234,76	277,86	296,91	327,56	347,61