

**Listino Prezzi ACME 91  
EURO**



**T**FIVE

**INFINITY**  
Italian Shelving Excellence

FIFTH  
AVENUE


I disegni sono indicativi.  
Si applicano le condizioni di vendita Caem.

---

**Prezzi di Colori e Finiture**


---

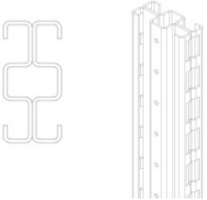
Code	Description	Price Markup %	Minimum	Cost	Metal, Timber, Glass
0000	Avorio Plastificato	0%	-	-	M
0011	Avorio Verniciato	0%	-	-	M T
9003	Bianco Ottico	0%	-	-	M T
9006	Argento Metallizzato	25%	-	-	M T
0955	Oro Mela	25%	2.500,00	100,00	M
7048	Grigio Manhattan	25%	2.500,00	100,00	M
1035	Bronzo Seagram	25%	2.500,00	100,00	M
3033	Rosso Metropolitan	25%	2.500,00	100,00	M
5025	Blue Note	25%	2.500,00	100,00	M
1021	Giallo Limone	25%			M
3000	Rosso Lacca	25%			M
5005	Blu Cobalto	25%			M
6029	Verde Smeraldo	25%			M
9005	Nero Assoluto	25%	2.500,00	100,00	M
FERR	Nero Metallizzato	25%	2.500,00	100,00	M
R435	Rosso Underground	25%	2.500,00	100,00	M
R441	Verde Clorofilla	25%	2.500,00	100,00	M
R463	Giallo Voyager	25%	2.500,00	100,00	M T
R496	Blue Hindy	25%	2.500,00	100,00	M T
R835	Arancio Newport	25%	2.500,00	100,00	M T
R861	Arancio Marte	25%	2.500,00	100,00	M T
OPEN	Esterni e Camere Refrigerate	150%	2.500,00	500,00	M
T081	Rovere Metropolis	0%			T
T001	Ciliegio Olimpia	0%			T
T088	Ciliegio Antico	0%			T
T423	Acerò Season	0%			T
E101	Wengé Narciso	0%			T
E102	Palissandro Narciso	0%			T
E103	Zebrano Narciso	0%			T
E104	Cappuccino Narciso	25%			T
E105	Bambù Narciso	25%			T
E106	Bianco Narciso	0%			T
E201	Moka Penelope	0%			T
E202	Pietra Penelope	0%			T
E203	Lino Penelope	0%			T
L001	Eco Pelle Beige	x			T
L002	Eco Pelle Chiara Marrone	x			T
L003	Eco Pelle Scura Marrone	x			T
L004	Eco Pelle Arancio	x			T
0020	Trasparente	0%			G
0031	Opaco	40%			G
0011	Avorio Verniciato	250%			G
9003	Bianco Ottico	250%			G
9006	Argento Metallizzato	250%			G
R441	Verde Clorofilla	250%			G
R861	Arancio	250%			G

**Montanti e Basi Completi****Montante TN9 Completo**

148	27,98
172	31,92
192	35,20
216	39,15
236	42,44
260	40,10
280	49,66

**Co**

8,69
9,45
10,09
10,73
11,50
14,36
19,41

**Montante TN7 Completo / INFINITY**

128	24,69
136	26,01
148	27,98
208	37,83
236	42,44
264	47,04

**Co**

5,92
6,22
6,67
8,90
9,95
13,41

**Base TN h=16cm Completa**

20	8,58
30	10,00
40	11,55
50	12,86
60	14,14
70	15,71
80	21,42

5,17
6,14
7,05
8,07
8,78
9,99
10,70

**Base TN h=8cm Completa (Schienali come la 16, Piano -10cm)**

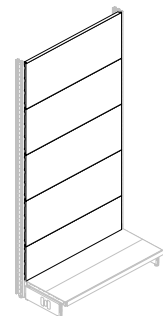
20	10,70
30	12,78
40	14,87
50	16,96
60	19,05
70	21,14
80	23,23

**Pannello raccordo x Base TN h=8cm**


	<b>45</b>	<b>65</b>	<b>100</b>	<b>120</b>	<b>133</b>
<b>H=8cm L=10cm</b>	9,36	11,56	15,43	17,64	19,01

**Base Fashion Completa**

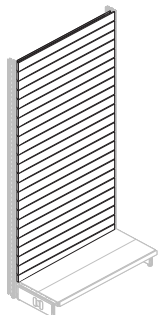
30	19,49
40	25,77
50	29,61

**Schienali Completi****Schienale Liscio Completo**

	<b>45</b>	<b>65</b>	<b>100</b>	<b>120</b>	<b>133</b>
<b>1x8</b>	2,86	3,51	3,57	4,08	4,40
<b>1x24</b>	4,72	6,12	6,60	7,68	8,38
<b>1x44</b>	6,16	8,54	9,77	11,59	12,78
<b>148</b>	18,48	25,62	29,31	34,77	38,34
<b>172</b>	23,20	31,74	35,91	42,45	46,72
<b>192</b>	24,64	34,16	39,08	46,36	51,12
<b>216</b>	29,36	40,28	45,68	54,04	59,50
<b>236</b>	30,80	42,70	48,85	57,95	63,90
<b>260</b>	35,52	48,82	55,45	65,63	72,28
<b>280</b>	36,96	51,24	58,62	69,54	76,68

**Schienale Forato Completo**


	45	65	100	120	133
1x44	10,64	14,85	17,06	20,30	22,39
148	31,92	44,55	51,18	60,90	67,17
172 (1x24 incl)	36,64	50,67	57,78	68,58	75,55
192	42,56	59,40	68,24	81,20	89,56
216 (1x24 incl)	47,28	65,52	74,84	88,88	97,94
236	53,20	74,25	85,30	101,50	111,95
260 (1x24 incl)	57,92	80,37	91,90	109,18	120,33
280	63,84	89,10	102,36	121,80	134,34

**Schienale Dogato Completo**

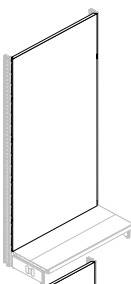
	45	65	100	120	133
1x8	4,56	5,71	5,93	6,94	7,53
148	77,52	97,07	100,81	117,98	128,01
172	91,20	114,20	118,60	138,80	150,60
192	100,32	125,62	130,46	152,68	165,66
216	114,00	142,75	148,25	173,50	188,25
236	127,68	159,88	166,04	194,32	210,84
260 (1x44 incl)	120,16	151,29	158,02	185,09	201,03
280 (1x24 incl)	141,52	177,42	184,50	215,88	234,28

**Copertura Schienali TN9**

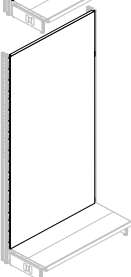
	45	65	100	120	133
	2,81	3,67	4,09	4,76	5,20

**Schienale a Barre Completo**

	45	65	100	120	133
Bar 4x2 (1)	8,15	9,82	12,54	13,57	13,95
148 (3)	24,45	29,46	37,62	40,71	41,85
172 (3)	24,45	29,46	37,62	40,71	41,85
192 (3)	24,45	29,46	37,62	40,71	41,85
216 (3)	24,45	29,46	37,62	40,71	41,85
236 (4)	32,60	39,28	50,16	54,28	55,80
260 (4)	32,60	39,28	50,16	54,28	55,80
280 (4)	32,60	39,28	50,16	54,28	55,80

**Schienale in Legno 18mm Completo (Profili Verticali per TN9)**


		65	100		
148	-	83,22	93,01	-	-
172	-	88,90	101,00	-	-
192	-	94,08	107,92	-	-
216	-	100,89	115,74	-	-
236	-	106,85	123,61	-	-

**Schienale in Legno 12mm Completo (Traverse Orizzontali per TN9 + bottoni fermasch)**

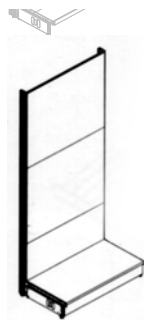
		65	100		
148	-	70,21	89,50	-	-
172	-	70,24	90,50	-	-
192	-	71,43	92,00	-	-
216	-	81,50	105,50	-	-
236	-	86,50	111,20	-	-

**Copertura Schienali "S"**

	45	65	100	120	133
	2,91	3,70	5,09	5,89	6,40

**INFINITY - Schienale in Legno Completo (Traverse Orizzontali per TN7)**

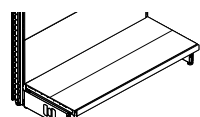
		65	100		
128	-	61,69	84,73	-	-
136	-	64,80	88,62	-	-
148	-	66,74	92,49	-	-
208	-	84,22	116,34	-	-
236	-	94,14	129,60	-	-



264		100,18	143,40		
-----	--	--------	--------	--	--

**INFINITY - Schienale MODULARE in Legno Completo (Traverse Orizzontali per TN7)**

		65	100		
128	-	61,69	84,73	-	-
136	-	64,80	88,62	-	-
148	-	97,38	125,98	-	-
208	-	142,77	183,54	-	-
236	-	149,37	194,40	-	-
264		155,97	205,26		

**Piani di Base**

**Piano di Base Completo (con Epos)**

	45	65	100	120	133
20	6,40	8,85	10,66	12,67	13,99
30	9,99	13,82	16,36	19,45	21,45
40	11,69	16,24	19,16	22,79	25,15
50	15,28	21,21	24,86	29,57	32,61
60	16,98	23,63	27,66	32,91	36,31
70	20,57	28,60	33,36	39,69	43,77
80	22,27	31,02	36,16	43,03	47,47


**Piano Intero Forato di Base Completo (con Epos)**

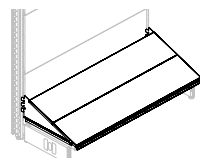
	45	65	100	120	133
30	13,95	17,63	19,13	21,77	23,52
40	16,83	21,50	23,53	26,62	28,66
50	20,25	25,90	28,21	32,06	34,58
60	21,94	28,18	30,76	35,07	37,89
70	26,17	32,58	35,45	41,73	45,03
80	27,85	34,86	38,01	44,73	48,34

**Piano Legno di Base Completo**

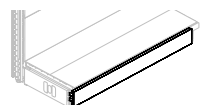
	45	65	100	120	133
30	-	27,64	33,34	-	-
40	-	29,18	35,45	-	-
50	-	34,57	41,68	-	-
60	-	40,97	47,23	-	-


**Piano Stondato per Base Completo (con Epos)**

	45	65	100	120	133
20	41,13	43,75	39,68	42,40	-
30	43,03	47,03	44,22	47,38	-
40	47,60	52,97	50,69	54,59	-
50	51,25	55,11	53,12	57,48	-
60	51,82	58,75	57,32	62,12	-
70	55,11	63,01	61,90	67,43	-
80	56,67	65,15	64,33	70,32	-

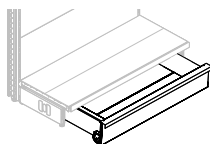

**Piano di Base Inclinato con Frontale Acrilico H=8cm (con Epos)**

	45	65	100	120	133
30	24,35	29,78	36,16	40,85	44,45
40	26,99	33,14	39,90	45,13	49,09
50	31,92	38,45	46,94	53,25	57,89
60	34,58	42,83	50,70	57,55	62,55

**Accessori per Sotto la Base**

**Zoccolo Completo**

	45	65	100	120	133
8	3,60	4,05	5,25	5,89	6,38
16	3,84	5,22	5,40	6,46	6,94

**Cassetto Scorta H=16cm Completo Non Assemblato**



	45	65	100	120	133
30	57,80	64,26	61,83	66,30	68,57
40	52,34	63,16	67,25	74,54	78,60
50	54,98	66,60	69,55	77,48	82,01

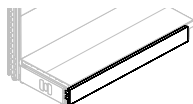
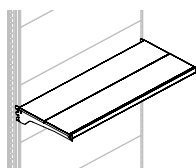
-

**Zoccolo Curvo**

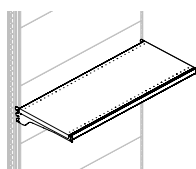
	45	65	100	120	133
16	22,42	32,23	58,05	59,22	-

**Zoccolo in Legno Completo**

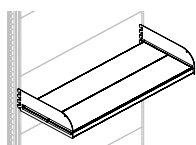
		65	100		
16	-	21,83	23,02	-	-

**Piani e Displays****Piano Completo Sistema Modulare (con Epos)**

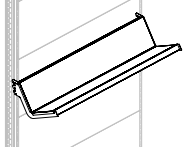
	45	65	100	120	133
15	8,39	10,48	12,10	13,84	14,98
20	9,28	11,73	13,54	15,55	16,87
30	12,97	16,80	19,34	22,43	24,43
40	16,91	21,46	24,38	28,01	30,37
50	21,42	27,35	31,00	35,71	38,75
60	26,40	33,05	37,08	42,33	45,73

**Piano Completo con Piano Intero Forato (anche TFive) (con Epos)**

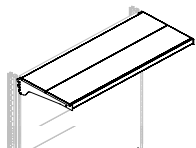
	45	65	100	120	133
30	16,93	20,61	22,11	24,75	26,50
40	22,05	26,72	28,75	31,84	33,88
50	26,39	32,04	34,35	38,20	40,72
60	31,36	37,60	40,18	44,49	47,31

**Piano su Mensola Alta Completo (con Epos)**

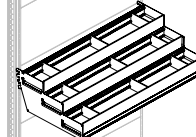
	45	65	100	120	133
30	27,35	31,18	33,72	36,81	38,81
40	34,07	38,62	41,54	45,17	47,53

**Piano ad L (con Epos)**

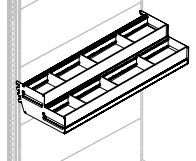
	45	65	100	120	133
20+15	21,70	25,89	28,62	31,98	34,16
20+20	23,27	27,82	30,74	34,37	36,73
30+20	29,00	34,93	38,58	43,29	46,33

**Piano Top per livellare il ripiano con la testa del montante (con Epos)**

	45	65	100	120	133
30	20,13	23,96	26,50	29,59	31,59
40	24,05	28,60	31,52	35,15	37,51

**Gradinale Ferramenta 3 gradini (comparti di 20cm) (con Epos)**

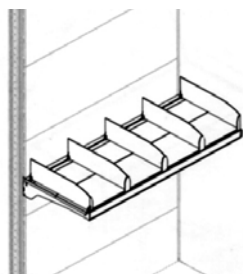
	45 -1	65 -2	100-4	120-5	133-6
15+15+15	71,02	89,10	116,56	133,15	147,47

**Gradinale Ferramenta 2 gradini (comparti di 20cm) (con Epos)**

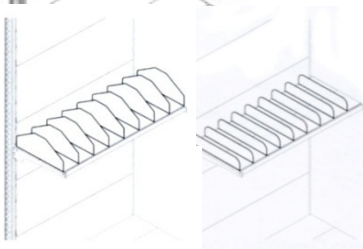
	45 -1	65 -2	100-4	120-5	133-6
15+15	46,09	58,26	76,80	87,99	97,63
20+20	50,39	63,92	84,12	96,49	107,13

**Kit Divisori Per Ripiani****Sistemi Contenitori in Acrilico**

	45	65	100	120	133
--	----	----	-----	-----	-----



<b>Profilo a "V" per Canale</b>	1,24	1,78	3,78	3,86	3,96
<b>Profilo Magnetico per Ir</b>	3,56	5,15	7,82	9,41	10,54
<b>Profilo Adesivo per Inca</b>	1,93	2,82	4,26	5,10	5,64



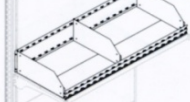
	20	30	40	50	60
<b>Divisorio Acrilico H=12cm</b>	-	5,60	6,27	7,58	9,10
<b>Divisorio Destro/Sinistr</b>	-	4,01	4,06	4,21	9,29
<b>Divisorio a "T" H=12cm</b>	-	3,71	4,26	4,80	9,41

**Divisori in Metallo**

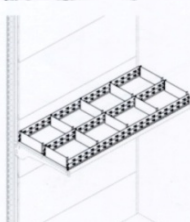
	20	30	40	50	60
<b>Divisorio h=3cm</b>	2,75	3,24	3,65	4,14	4,97
<b>Divisorio H=8cm</b>	3,40	4,07	4,65	5,90	9,97
<b>Divisorio h=16cm</b>	4,99	6,07	7,15	8,40	11,88
<b>Divisorio h=24cm</b>	5,99	7,37	9,15	11,03	12,41

**Frontale in Metallo H=3cm**

	45	65	100	120	133
	4,68	5,69	5,89	6,69	7,21

**Sistema Contenitori Metallici Alti h=16cm / scomparti di 10cm**

	45-4	65-6	100-10	120-12	133-13
<b>40</b>	37,87	48,63	68,12	78,50	99,31
<b>50</b>	40,87	53,13	75,62	87,05	109,81
<b>60</b>	46,63	61,77	90,02	104,33	129,97

**Sistema Contenitori Metallici Bassi h=8cm / scomparti di 10cm**

	45-4	65-6	100-10	120-12	133-13
<b>40</b>	33,30	41,80	57,16	65,02	72,06
<b>50</b>	34,22	43,18	59,46	67,78	75,28
<b>60</b>	57,82	78,58	118,46	138,58	157,88

**Divisorio in K-Resin con Magneti Indipendente (per Modulare e Intero)**

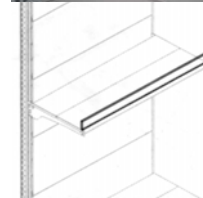
		30	40	50	60
<b>9,5cm</b>		5,21	5,85	6,38	6,83

**Kit Frontale e Divisori in Acrilico (Scomparti 15cm)**

	45-4	65-6	100-10	120-12	133-13
<b>30</b>	20,25	25,13	34,55	39,31	43,84
<b>40</b>	22,17	27,53	37,91	43,15	48,16
<b>50</b>	25,37	31,53	43,51	49,55	55,36
<b>60</b>	26,89	33,43	46,17	52,59	58,78

**Profilo Portadivisori Posteriore (Filo, Acrilico da Foglio)**

	45	65	100	120	133
<b>8</b>	3,57	4,36	4,96	5,63	6,07

**Frontale in Acrilico 6mm da Foglio per Canale "U"**

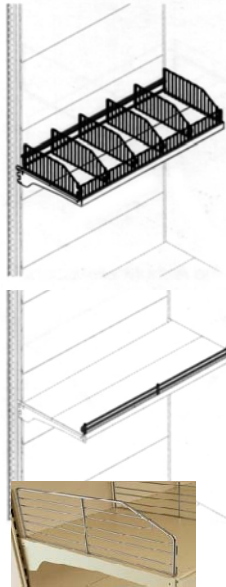
	45	65	100	120	133
<b>5</b>	5,76	7,04	9,76	11,52	13,12
<b>8</b>	6,72	8,32	12,16	13,76	15,36

**Divisorio in Acrilico 6mm da Foglio**

	H=8cm
<b>15</b>	1,28
<b>20</b>	1,60
<b>30</b>	2,24
<b>40</b>	2,72
<b>50</b>	3,52
<b>60</b>	

**Clip in Plastica per Divisori Plexi da Foglio**

	0,25
--	------

**Sistema Divisori in Filo Cromato / Compartimenti di 10cm (Front 8cm / Div 16cm) / Pos**

	45-4	65- 6	100 - 10	120 -12	133 -13
30	26,83	37,20	57,76	68,36	74,18
40	28,63	38,64	62,26	73,76	80,03
50	30,27	42,36	66,36	78,68	85,36
60	33,59	47,34	74,66	88,64	96,15

**Coppia Mensoline per Kit Divisorio in Filo per Pos inclinata**

	1 Size
	4,60

**Frontale in Filo Cromato per Modulare o Piano Intero con canale "U"**

	45	65	100	120	133
3	4,10	4,90	5,19	6,05	6,76
8	5,06	5,54	7,30	8,13	8,96

**Divisori in Filo Cromato per Piano Intero con Canale ad "U"**

	30	40	50	60	70
8	-	-	-	-	-
16	4,48	4,90	5,35	6,08	-

**Frontale in Filo Cromato per TFive**

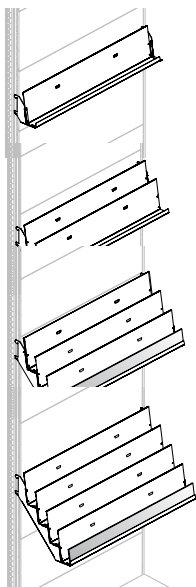
	45	65	100	120	133
3	5,54	5,98	6,18	6,30	6,40
6	5,76	6,18	7,04	7,55	7,90

**Divisorio in Filo Cromato per TFive**

	30	40	50	60	70
6	3,74	3,87	4,00	4,13	4,42
12	4,10	4,22	4,35	4,48	4,77

**Frontale in Acrilico Estruso per Tfive - Clips incluse**

	45 (3c)	65 (3c)	100 (4c)	120 (4c)	133 (4c)
4	8,86	8,86	12,54	15,80	16,69
8	-	-	-	-	-

**Espositori per Riviste e Cartoline****Espositore Riviste 1 gradino (con Epos)**

	45	65	100	120	133
	22,39	24,95	29,93	33,21	34,88

**Espositore Riviste 2 gradini (con Epos)**

	45	65	100	120	133
	31,59	36,89	45,48	51,48	54,47

**Espositore Riviste 3 gradini (con Epos)**

	45	65	100	120	133
	42,77	50,81	63,01	71,73	76,04

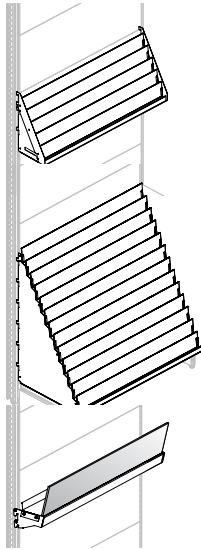
**Espositore Riviste 4 gradini (con Epos)**

	45	65	100	120	133
	54,03	64,81	80,62	92,06	97,69

**Frontale Acrilico Per Tasca Riviste**

	45	65	100	120	133
	11,32	14,31	16,48	17,32	19,68



**Espositore Cartoline 5 e 7 gradini (con Epos)**


	45	65	100	120	133
5	56,43	68,10	69,87	79,78	83,98
7	78,17	94,58	96,51	110,16	115,90

**Esp. Cartoline 13 (per base L=50) e 18 (per base L=60) gradini (con Epos)**

	45	65	100	120	133
13	148,27	178,90	181,31	206,18	216,54
18	217,79	260,27	263,08	297,30	311,51

**Espositore Rovescio con vetro H=20cm**

	45	65	100	120	
	20,67	26,16	28,77	32,08	-

**Piani e Display Diversi****Piano Legno Completo su Mensola Standard e Supporti (sp 25mm e 30cmm)**

		65	100		
30	-	30,62	36,32	-	-
40	-	34,40	40,67	-	-
50	-	40,71	47,82	-	-

**Piano Legno Completo su Mensola Minimal 30**

		65	100		
30	-	32,38	38,08	-	-
40	-	33,00	39,27	-	-
50	-	37,39	44,50	-	-

**Piano Legno Completo su Mensola Iridium**

		65	100		
30	-	37,54	43,24	-	-
40	-	41,18	47,45	-	-
50	-	48,59	55,70	-	-

**Piano Legno Completo su Mensola Vista**

		65	100		
30	-	30,06	35,76	-	-
40	-	30,68	36,95	-	-
50	-	35,07	42,18	-	-

**Piano Legno Completo su Mensola Vista-PRO**

		65	100		
30	-	44,55	54,54	-	-
40	-	45,17	55,73	-	-
50	-	49,56	60,96	-	-

**Piano Vetro Trasparente Completo su Mensola Minimal 10**

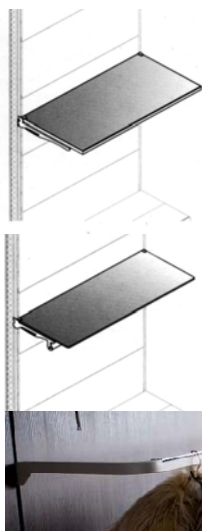
	45	65	100	120	
20	19,20	19,20	23,42	28,60	-
30	20,28	22,72	30,52	34,68	-

**Piano Vetro Trasparente Completo su Mensola Minimal 30**

	45	65	100	120	
30	23,66	26,10	33,90	38,06	-
40	-	-	-	-	-

**Rinforzo Per Piano Vetro con Rivetti**

	45	65	100	120	
	6,12	8,84	12,32	13,31	-

**Piano Vetro Trasparente Completo su Mensola Vista**


	45	65	100	120	
30	20,36	22,80	30,60	34,76	-
40	21,32	26,44	35,88	41,48	-
50	28,11	31,56	44,04	51,08	-

**Piano Vetro Trasparente Completo su Mensola Vista-PRO**

	45	65	100	120	
30	29,34	38,37	50,46	58,57	-
40	30,30	42,01	55,74	65,29	-
50	37,09	47,13	63,90	74,89	-

**Telaio Ovale in Tubo 30x15 Piegato con Coperta in Inox per Appendiera - 1 Pezzo**

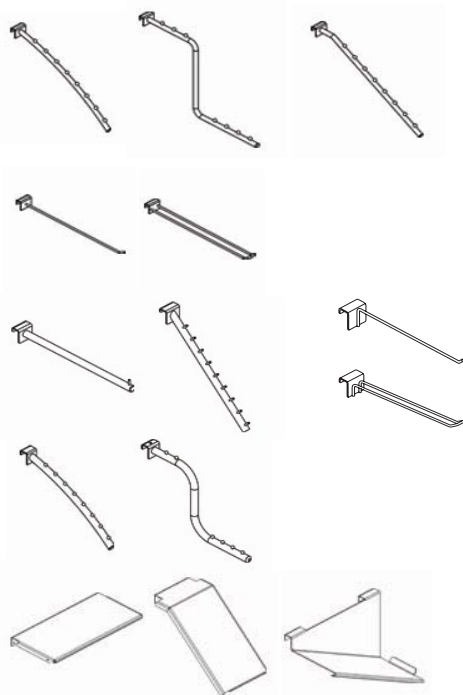
	45	65	100	120	133
30	73,72	74,29	62,23	63,55	67,59

**Barra per Ganci 2x1 Verniciata**

	45	65	100	120	133
2x1	19,80	22,20	24,60	25,80	28,20

**Barra per Ganci 40x20 Cromata**

	45	65	100	120	133
4x2	22,78	24,54	24,90	26,82	28,01

**Accessori per Barra 2x1 (cromati)**

	35	45	55		
Curvo	19,20	19,52	20,16	20,80	-
A Gradini	19,52	20,16	20,80	21,44	-
Inclinato	18,08	18,56	19,20	19,84	-
Filo Orizzontale	6,24	6,40	6,59	6,72	-
Blister Orizzontale	8,80	8,96	9,12	9,34	-
Per Occhiali	14,72	-	-	-	-

**Accessori per Barra 40x20 (cromati)**

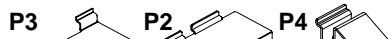
	20	30	40	50	
A (Porta confezione Dri	-	14,02	15,14	16,23	-
B (Inclinato)	-	13,64	14,97	15,52	-
C ( Gancio Semplice D=	-	3,46	3,56	-	-
D Gancio Semplice con	-	6,65	6,85	6,97	-
E Blister con Epos	6,97	7,23	7,45	-	-
Curvo	20,80	21,12	21,76	22,40	-
A gradini	21,44	22,08	22,72	23,36	-
Piano Orizzontale	-	-	-	-	7,71
Piano di Fronte	-	-	-	-	7,80
Piano di Lato	-	-	-	-	12,15

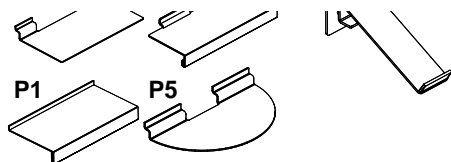
**Accessori per Schienale Forato**

	10	20	30	40	
C Gancio Semplice	0,53	0,75	1,07	-	-
D Semplice EPOS	-	5,15	5,50	5,57	-
E Blister EPOS	-	5,85	5,98	6,08	-
F Gancio Blister	-	4,01	4,08	4,15	-

**Accessori per Schienale Dogato**

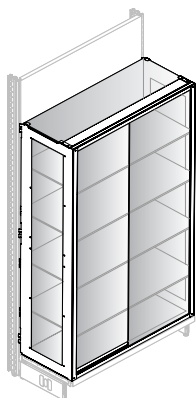
	20	30	40	50
Tubo Orizzontale	-	15,14	16,23	17,35
Tubo Inclinato	-	18,34	20,52	21,38
C Gancio Semplice	-	4,68	5,00	-
F Gancio Blister	4,68	5,06	-	-





<b>P1 30x10 Acrilico</b>	10,43
<b>P2 25x10 Acrilico</b>	5,38
<b>P3 23x10 Acrilico</b>	6,75
<b>P4 22x15 Acrilico</b>	8,51
<b>P5 30x15 Acrilico</b>	10,76

## Vetrine e Mobili



### Vetrina Joy (4 ripiani) (P=100cm) Per Piano di Base

			<b>132</b>	<b>180</b>	
<b>40</b>	-	-	564,67	625,95	-
<b>50</b>	-	-	620,17	713,11	-

### Vetrina Joy Fly (2 ripiani) (P=100cm)

		<b>112</b>			
<b>40</b>	-	536,25	-	-	-
<b>50</b>	-	581,94	-	-	-

### Joy, Vetri Lateral Terminali

		<b>112</b>	<b>132</b>	<b>180</b>	
<b>40</b>	-	44,90	51,02	87,10	-
<b>50</b>	-	58,12	68,90	102,76	-

### Joy, Luci Neon

Orizzontale  
Verticale

		<b>112</b>	<b>132</b>	<b>180</b>	
<b>40,78</b>	-	-	-	-	-
	-	51,70	51,70	69,67	-



### Vetrina Legno SNAP (con Due Piano Vetro L=40cm)

			<b>100</b>	<b>120</b>	
<b>100</b>	-	-	406,73	454,03	-
<b>132</b>	-	-	513,65	590,87	-

### Mobiletto 1 Cassetto h=35cm

		<b>65</b>	<b>100</b>		
<b>40</b>	-	287,27	306,78	-	-
<b>50</b>	-	309,89	329,38	-	-

### Mobiletto 2 Cassetti h=35cm

		<b>65</b>	<b>100</b>		
<b>40</b>	-	323,74	370,14	-	-
<b>50</b>	-	346,97	396,96	-	-

### Mobiletto ad Ante h=35cm

		<b>65</b>	<b>100</b>		
<b>40</b>	-	168,50	287,06	-	-
<b>50</b>	-	283,28	301,84	-	-

### Mobiletto a 4 Cassetti h=50cm

		<b>65</b>	<b>100</b>		
<b>40</b>	-	495,51	538,63	-	-
<b>50</b>	-	527,18	577,52	-	-

### Mobiletto a 6 Cassetti h=50cm



			<b>100</b>		
<b>40</b>	-		539,57	-	-
<b>50</b>	-		612,39	-	-

**Mobiletto a 8 Cassetti h=50cm**

			<b>100</b>		
<b>40</b>	-		643,34	-	-
<b>50</b>	-		734,04	-	-

**Mobiletto ad Ante h=50cm**

		<b>65</b>	<b>100</b>		
<b>40</b>	-	290,11	312,64	-	-
<b>50</b>	-	308,52	331,93	-	-

**Mobiletto a Giorno h=50cm**

		<b>65</b>	<b>100</b>		
<b>40</b>	-	190,92	223,97	-	-
<b>50</b>	-	209,33	243,26	-	-

**Mobiletto con Porte Scorrevoli h=50cm**

		<b>65</b>	<b>100</b>		
<b>40</b>	-	272,70	292,12	-	-
<b>50</b>	-	291,28	310,66	-	-

**Mobiletto ad Ante h=65cm**


		<b>65</b>	<b>100</b>		
<b>40</b>	-	295,25	341,41	-	-
<b>50</b>	-	325,51	333,70	-	-

**Mobiletto a Giorno h=65cm**

		<b>65</b>	<b>100</b>		
<b>40</b>	-	215,93	234,11	-	-
<b>50</b>	-	234,34	253,40	-	-

**Mobiletto con Porte Scorrevoli h=65cm**

		<b>65</b>	<b>100</b>		
<b>40</b>	-	293,37	312,91	-	-
<b>50</b>	-	311,96	331,37	-	-

**Pharmadrawer Cassetto Estraibile Farmacie / Tabacchi****Cassetto Completo Montato**

		<b>65</b>	<b>100</b>	<b>120</b>	<b>133</b>
<b>30</b>	-	108,08	135,10	155,37	168,88
<b>40</b>	-	126,47	158,09	181,80	197,61
<b>50</b>	-	135,39	169,24	194,63	211,55

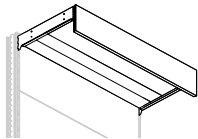
**Divisori Fronte-Retro**

<b>30</b>		1,76
<b>40</b>		2,29
<b>50</b>		2,66

**Divisori di Lato**

<b>4,8cm</b>		1,35
<b>9,6cm</b>		1,39
<b>19cm</b>		1,99

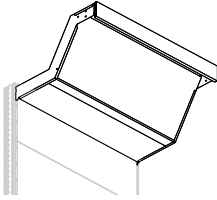
**Plafoni e Cielini**

**Plafone A (Frontale H=16cm)**

	45	65	100	120	133
45	27,48	31,98	33,48	36,96	39,02
65	33,32	38,80	41,05	45,27	47,82

**Kit Luci x Plafone A (Neon e Viti)**

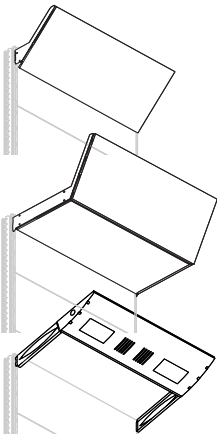
	-	35,78	40,96	40,96	48,56
--	---	-------	-------	-------	-------

**Plafone Z con Profili Portacartello (Frontale H=16cm)**

	45	65	100	120	133
	80,65	90,90	101,40	109,61	114,73

**Kit Luci x Plafone Z (Neon e Viti)**

	-	35,78	40,96	40,96	48,56
--	---	-------	-------	-------	-------

**Plafone ad Un Pannello "C"**

	45	65	100	120	133
	36,05	40,33	45,02	48,29	50,43

**Plafone a Due Pannelli "B"**

	45	65	100	120	133
A24+24	65,77	70,47	74,89	78,50	80,85
B44+44	125,15	131,81	137,73	142,82	146,15

**Plafone "R" con Alloggi per Faretto Alogeni Tondi**

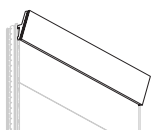
	45	65	100	120	133
	90,28	93,97	100,41	106,45	108,84

**Plafone Wave con Alloggi per 2 Faretto**

	45	65	100	120	133
Frontale in Metallo	-	65,57	82,80	-	-
Frontale in Legno	-	79,21	98,37	-	-
Frontale in Acrilico	-	79,36	101,41	-	-

**Faretto (con Cavi)**

	-	75,90	75,90	-	-
--	---	-------	-------	---	---

**Fascia Inclinabile 3 posizioni**

	45	65	100	120	133
	16,69	18,73	19,00	20,57	21,29

**Banchi in Legno Sector****Banco Sector Standard 1 Cassetto**

	75	100			
	474,12	554,04	-	-	-

**Banco Sector Standard 2 Cassetto**

			150	200	
	-	-	811,94	964,01	-

**Banco Sector Standard 3 Cassetti**

				250	300
	-	-	-	1.227,96	1.386,72

**Banco Sector Vetrina Alta**

		100	200		
	-	1.036,80	1.576,80	-	-

**Banco Sector Vetrina Bassa**

		<b>100</b>	<b>200</b>		
	-	907,20	1.306,80	-	-

**Banco Sector Fascia Light Frontale Bassa**

		<b>100</b>	<b>200</b>		
	-	956,88	1.674,00	-	-

**Banco Sector Light - a tutta altezza**

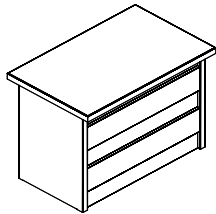
		<b>100</b>	<b>200</b>		
	-	1.064,88	1.855,44	-	-

**Banco Sector Gradinale Riviste**


		<b>100</b>	<b>120</b>		
	-	814,05	889,65	-	-

**Banco Sector Angolo**

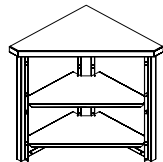
		<b>Aperto/Open</b>		<b>Chiuso / Closed</b>	
	-	702,00	-	648,00	-

**Banchi Metallici MET****Banco Metallico con Top in Legno Smont (2piani+2cassetti, 1 con chiave)**

		<b>100</b>	<b>120</b>	<b>140</b>	<b>180</b>	<b>220</b>
<b>90</b>		916,24	938,54	997,55	1.141,92	1.210,75
<b>105</b>		951,44	975,06	1.035,79	1.184,98	1.256,47
		<b>260</b>	<b>300</b>			
<b>90</b>		1.269,01	1.414,60	-	-	-
<b>105</b>		1.317,37	1.468,20	-	-	-

**Banco Metallico con Top in Legno Smont (Angolo Aperto)**

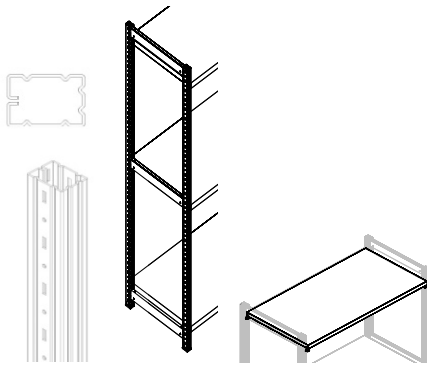
		<b>AA</b>				
<b>90</b>		799,86	-	-	-	-
<b>105</b>		838,06	-	-	-	-

**Banco Metallico con Top in Legno Smont (Angolo Chiuso)**

		<b>AC</b>				
<b>90</b>		420,79	-	-	-	-
<b>105</b>		448,91	-	-	-	-

**Tariffe per Montaggio dei Banchi**

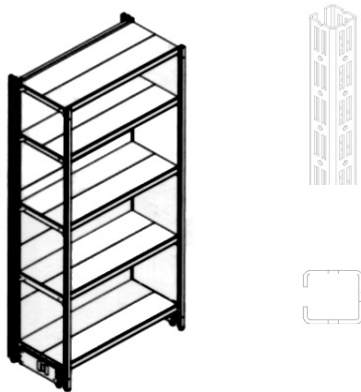
		<b>100-140cm</b>		<b>180-300cm</b>		<b>AA / AC</b>
		155,00	-	210,00	-	430,00

**Scaffalatura MAG a 4 montanti****Scaffale MAG, Spalla Completa**

	30	40	50	60	
200	30,41	31,27	32,11	32,67	-
250	39,10	40,39	41,65	42,49	-
300	47,92	49,21	50,47	51,31	-

**Piano Completo per Scaffalatura MAG**

	30	40	50	60	
80	15,56	18,59	20,47	26,25	-
100	18,40	22,39	24,74	31,98	-
120	20,45	24,90	27,86	35,73	-

**4POST SYSTEM - Minirack****Montante Sidey - Kit 4Post Completo**

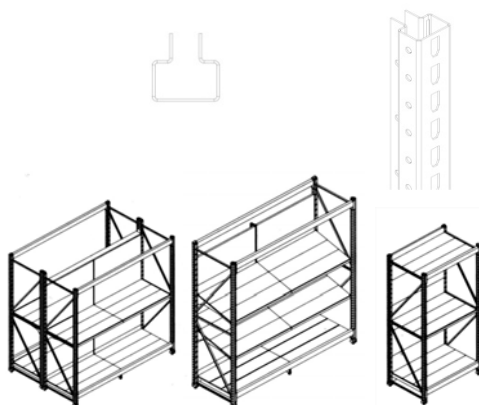
148	52,01	-
172	59,30	-
192	65,37	-
216	77,53	-
236	82,99	-
264	93,59	-
280	98,41	-

**Piano 4POST Completo Sistema Modulare**

	45	65	100	120	133
30	14,45	18,28	20,82	23,91	25,91
40	17,09	21,64	24,56	28,19	30,55
50	21,52	27,45	31,10	35,81	38,85
60	24,00	30,65	34,68	39,93	43,33

**Piano 4POST Completo con Piano Intero Forato (anche TFive)**

	45	65	100	120	133
30	18,41	22,09	23,59	26,23	27,98
40	22,23	26,90	28,93	32,02	34,06
50	26,49	32,14	34,45	38,30	40,82
60	28,96	35,20	37,78	42,09	44,91

**GP5 SYSTEM Scaffale Media Portata****GP5, spalla completa**

288	-	60	70	80	-
324	-	108,55	111,54	114,67	-
368	-	110,55	113,54	135,17	-
	-	117,31	120,30	123,43	-

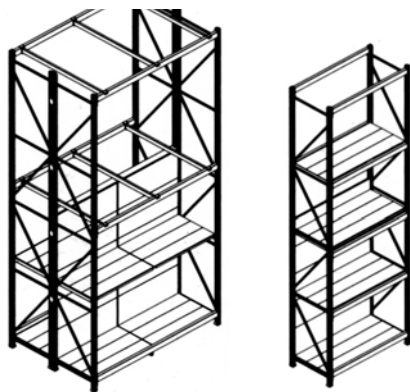
**GP5, correnti**

	100	133	200	240	266
4x8	26,82	34,40	43,71	58,81	58,88

**Traverse Rompitratta x Ripiano in Legno**

	-	60	70	80	-
	-	23,34	25,23	27,13	-

**GP7 SYSTEM Scaffale Portapallet****GP7, spalla completa M100, Smontata, Zincata**



		L=80	L=100	L=120	
300		114,58	120,00	125,59	
350		129,96	136,12	142,49	
400		148,90	155,76	162,87	
450		161,64	168,50	175,61	
500		178,78	186,38	194,27	
550		195,92	204,27	212,89	
600		213,10	222,11	231,55	
700		247,39	257,88	268,82	
800		277,31	288,50	300,19	

**GP7, spalla completa M80, Smontata, Zincata**

		L=80	L=100	L=120	
300		96,76	101,02	105,42	
350		111,02	115,84	120,84	
400		125,28	130,66	136,22	
450		135,91	141,29	146,89	
500		150,16	156,11	162,31	
550		164,42	170,93	177,72	
600		178,64	185,75	193,11	
700		207,15	215,35	223,94	
800		232,04	240,84	249,96	

**GP7 Verniciatura Spalle, fino a 600cm**

	+20%

**GP7, correnti, 1,5mm, con Spinotti, Verniciati**

	182,5	222,5	270	300	
5x8	34,89	40,03	46,95	x	
kg	2.900	2.000	1.400	x	


5x10	38,13	43,83	51,39	55,65	
kg	3.900	3.200	2.300	1.800	

5x12	40,59	46,82	55,01	59,70	
kg	4.800	4.000	3.200	2.600	

5x14	43,83	50,59	59,41	64,52	
kg	6.000	4.800	4.000	3.600	

5x16	47,06	54,38	66,24	71,73	
kg	7.200	5.800	4.900	4.400	



**FIFTH AVENUE - Struttura****Montante Completo con Due supporti a muro**

	Mode5	Mode25	Mode45		
72	88,33	94,33	99,73	-	-
96	93,79	99,79	105,19	-	-
148	104,65	110,65	116,05	-	-
216	131,83	137,83	143,23	-	-
236	133,45	139,45	144,85	-	-
296	137,95	143,95	149,35	-	-

**Montante Completo, con Forzamento soffitto, + prolunga cm**

	0	40	80	120	
72	-	-	-	-	-
96	-	-	-	-	-
148	-	-	-	-	-
216	-	-	-	-	-
236	-	-	-	-	-
296	-	-	-	-	-

**Modulo Gondola h=148 (aggiungere un Top e un Terminale)**

	45	65	100	120	133
Mode25+25	359,30	411,30	492,10	541,31	590,52
Mode45+45	443,66	495,66	576,46	330,00	356,00

**Modulo Gondola h=148 TERMINALE**

	T
Mode25+25	269,30
Mode45+45	299,30

**Top in Legno Completo per Modulo Gondola**

	45	65	100	120	133
Mode25+25	32,82	40,74	54,60	62,52	67,67
Mode45+45	44,70	57,90	81,00	94,20	102,78

**Top in Vetro Trasp Completo per Modulo Gondola**

	45	65	100	120	133
Mode25+25	42,82	50,74	64,60	72,52	77,67
Mode45+45	54,70	67,90	91,00	104,20	112,78

**FIFTH AVENUE - Displays****Piano Metallico Completo con Cornice Alluminio**

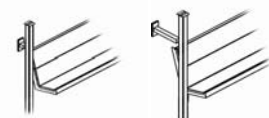
	45	65	100	120	133
30	23,43	27,89	30,32	33,79	36,02
40	27,53	32,71	35,52	39,53	42,12
50	34,60	41,16	44,70	49,79	53,06

**Piano Metallico Inclinato Completo di Frontale Metallico**

	45	65	100	120	133
30	29,51	34,98	37,61	41,88	44,63
40	32,89	39,08	42,09	46,90	50,01
50	40,32	47,89	51,63	57,52	61,31

**Piano Metallico ad "L" Completo**

	45	65	100	120	133
30+15	39,67	45,87	49,22	54,04	57,13
30+20	40,52	47,08	50,62	55,71	58,98
40+20	42,22	49,50	53,42	59,05	62,68



**Piano Legno Orizzontale**

	45	65	100	120	133
30	31,61	33,26	38,96	45,79	49,92
40	33,25	33,88	40,15	48,79	53,00
50	37,05	38,27	45,38	52,68	60,96

**Piano Legno Inclinato Frontale h=3cm**

	45	65	100	120	133
30	52,20	55,20	61,42	79,20	87,20
40	57,77	55,72	63,07	80,99	93,20
50	60,77	60,11	68,30	86,20	101,20

**Piano Legno Orizzontale con Supporto per luci LED**

	45	65	100	120	133
30	-	-	-	-	-
40	-	-	-	-	-
50	-	-	-	-	-

**Piano in Vetro**

	45	65	100	120	133
30	26,30	28,74	36,54	40,70	55,44
40	27,26	32,38	41,82	47,42	73,07
50	34,05	37,50	49,98	57,02	88,20

**Rinforzo per Piano in Vetro**

	45	65	100	120	133
	3,18	3,96	5,46	6,00	6,42

**Piano in Vetro con Supporto per Luci LED**

	45	65	100	120	133
30	-	-	-	-	-
40	-	-	-	-	-
50	-	-	-	-	-

**Specchio**

	45	65	100	120	133
h=44cm	-	-	-	-	-

**Barra Appenderia con Top in Inox**

	45	65	100	120	133
Mode5	35,58	37,62	40,26	42,24	43,98
Mode25	32,70	34,74	37,38	39,36	41,10
Mode45	30,90	32,94	35,58	37,56	39,30

**Barra per Ganci 2x1 Verniciata**

	45	65	100	120	133
Mode5+25	19,80	22,20	24,60	25,80	28,20
Mode45	22,56	24,96	27,36	28,56	30,96

**Barra per Ganci 4x2 Verniciata**

	45	65	100	120	133
Mode5+25	23,76	24,96	26,16	27,36	28,56
Mode45	29,64	30,84	32,04	33,24	34,44

**FIFTH AVENUE - Plafoni****Madison Plafone**

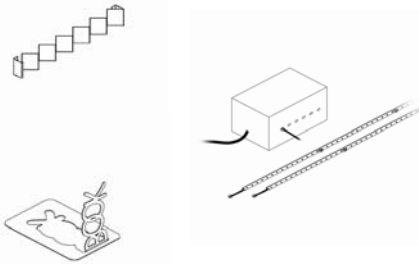
	45	65	100	120	133
0	29,66	31,12	35,65	37,55	39,01
40	34,51	36,88	40,04	42,90	44,73

**Graduate Plafone (con fori / senza faretti)**

	45	65	100	120	133
	69,12	78,55	97,40	117,17	122,60

**Palace Plafone con Plexy (senza luci)**

	45	65	100	120	133
	73,36	80,01	102,14	120,01	131,11

**FIFTH AVENUE - Accessori e Arredi****Accessori****ZigZag per Piano "L"  
LED, barra di Luci**

	45	65	100	120	133
	50,97	50,97	54,90	57,54	57,54
	-	-	-	-	-

**Alzata BOOK  
LED, centralina**

	18,55
	-

**Kit 4 Piedi Champagne per Mobile Legno -2 Supporti  
4 Piedi Quadri**

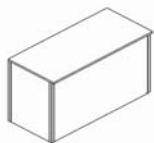
	32,80
--	-------

**TIMELINE - Arredamento in Legno**
**Vano Giorno H=100cm**  
**Vano Giorno H=132cm**  
**Vetrina H=100cm**  
**Vetrina H=132cm**

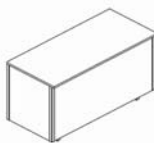
	65	100		
	306,73	354,03	-	-
	413,65	490,87	-	-
	406,73	454,03	-	-
	513,65	590,87	-	-

**PALACE - Arredamento Metallico**
**Vetrina h=132, 2 Piani V**  
**1 Cassetto**  
**2 Cassetti**

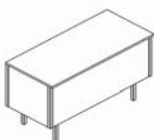
	65	100		
	-	-	-	-
	-	-	-	-
	-	-	-	-

**FIFTH AVENUE - Banchi FRAMEY e Tavoli LENOX****Banco FRAMEY Piedi h=0cm / h=92cm**

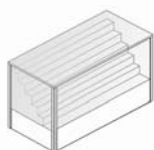
	75	100	150	200	EndSet
52	-	-	-	-	-
58	-	-	-	-	-
68	-	-	-	-	-

**Banco FRAMEY Piedi h=10cm / h=92cm**

	75	100	150	200	EndSet
52	-	-	-	-	-
58	-	-	-	-	-
68	-	-	-	-	-

**Banco FRAMEY Piedi h=30cm / h=92cm**

	75	100	150	200	EndSet
52	-	-	-	-	-
58	-	-	-	-	-
68	-	-	-	-	-

**Banco FRAMEY Vetro Gradinali Piedi h=0cm / h=105cm**

	75	100	150	200	
52	-	-	-	-	-
58	-	-	-	-	-
68	-	-	-	-	-

**Tavolo LENOX Piedi h=30cm / h=92cm**



	<b>75</b>	<b>100</b>	<b>150</b>	<b>200</b>	
<b>52</b>	-	-	-	-	-
<b>58</b>	-	-	-	-	-
<b>68</b>	-	-	-	-	-

**TN9 SYSTEM - ELEMENTI COMPLETI****H=148cm Elemento Gondola**

		45	65	100	120	133
40/16 + 40 x 2	Modular	179,06	220,64	245,54	278,24	299,54
	TFive	209,90	252,20	271,76	301,22	320,60
40/16 + 40 x 3	Modular	212,88	263,56	294,30	334,26	360,28
	TFive	254,00	305,64	329,26	364,90	388,36
40/16 + 40 x 4	Modular	246,70	306,48	343,06	390,28	421,02
	TFive	298,10	359,08	386,76	428,58	456,12
50/16 + 40 x 2	Modular	188,86	233,20	259,56	294,42	317,08
	TFive	219,36	263,62	283,74	314,72	335,06
50/16 + 40 x 3	Modular	222,68	276,12	308,32	350,44	377,82
	TFive	263,46	317,06	341,24	378,40	402,82
50/16 + 40 x 4	Modular	256,50	319,04	357,08	406,46	438,56
	TFive	307,56	370,50	398,74	442,08	470,58
50/16 + 50 x 2	Modular	206,90	256,76	286,04	325,22	350,60
	TFive	236,72	284,90	306,14	340,16	362,42
50/16 + 50 x 3	Modular	249,74	311,46	348,04	396,64	428,10
	TFive	289,50	348,98	374,84	416,56	443,86
50/16 + 50 x 4	Modular	292,58	366,16	410,04	468,06	505,60
	TFive	342,28	413,06	443,54	492,96	525,30
60/16 + 50 x 2	Modular	212,86	264,16	294,20	334,46	360,56
	TFive	242,66	292,02	313,80	348,74	371,60
60/16 + 50 x 3	Modular	255,70	318,86	356,20	405,88	438,06
	TFive	295,44	356,10	382,50	425,14	453,04
60/16 + 50 x 4	Modular	298,54	373,56	418,20	477,30	515,56
	TFive	348,22	420,18	451,20	501,54	534,48
60/16 + 60 x 2	Modular	232,78	286,96	318,52	360,94	388,48
	TFive	262,54	314,26	337,12	373,90	397,96
60/16 + 60 x 3	Modular	285,58	353,06	392,68	445,60	479,94
	TFive	325,26	389,46	417,48	462,88	492,58
60/16 + 60 x 4	Modular	338,38	419,16	466,84	530,26	571,40
	TFive	387,98	464,66	497,84	551,86	587,20

**H=172cm Elemento Gondola**

Model		45	65	100	120	133
40/16 + 40 x 2	Modular	192,44	236,82	262,68	297,54	320,24
	TFive	223,28	268,38	288,90	320,52	341,30
40/16 + 40 x 3	Modular	226,26	279,74	311,44	353,56	380,98
	TFive	267,38	321,82	346,40	384,20	409,06
40/16 + 40 x 4	Modular	260,08	322,66	360,20	409,58	441,72
	TFive	311,48	375,26	403,90	447,88	476,82
50/16 + 40 x 2	Modular	202,24	249,38	276,70	313,72	337,78
	TFive	232,74	279,80	300,88	334,02	355,76
50/16 + 40 x 3	Modular	236,06	292,30	325,46	369,74	398,52
	TFive	276,84	333,24	358,38	397,70	423,52
50/16 + 40 x 4	Modular	269,88	335,22	374,22	425,76	459,26
	TFive	320,94	386,68	415,88	461,38	491,28
50/16 + 50 x 2	Modular	220,28	272,94	303,18	344,52	371,30
	TFive	250,10	301,08	323,28	359,46	383,12
50/16 + 50 x 3	Modular	263,12	327,64	365,18	415,94	448,80
	TFive	302,88	365,16	391,98	435,86	464,56
50/16 + 50 x 4	Modular	305,96	382,34	427,18	487,36	526,30
	TFive	355,66	429,24	460,68	512,26	546,00
60/16 + 50 x 2	Modular	226,24	280,34	311,34	353,76	381,26
	TFive	256,04	308,20	330,94	368,04	392,30
60/16 + 50 x 3	Modular	269,08	335,04	373,34	425,18	458,76
	TFive	308,82	372,28	399,64	444,44	473,74
60/16 + 50 x 4	Modular	311,92	389,74	435,34	496,60	536,26
	TFive	361,60	436,36	468,34	520,84	555,18

60/16 + 60 x 2	<b>Modular</b>	246,16	303,14	335,66	380,24	409,18
	<b>TFive</b>	275,92	330,44	354,26	393,20	418,66
60/16 + 60 x 3	<b>Modular</b>	298,96	369,24	409,82	464,90	500,64
	<b>TFive</b>	338,64	405,64	434,62	482,18	513,28
60/16 + 60 x 4	<b>Modular</b>	351,76	435,34	483,98	549,56	592,10
	<b>TFive</b>	401,36	480,84	514,98	571,16	607,90

**H=192cm Elemento Gondola**

Model		<b>45</b>	<b>65</b>	<b>100</b>	<b>120</b>	<b>133</b>
40/16 + 40 x 2	<b>Modular</b>	198,60	244,94	272,30	308,64	332,32
	<b>TFive</b>	229,44	276,50	298,52	331,62	353,38
40/16 + 40 x 3	<b>Modular</b>	232,42	287,86	321,06	364,66	393,06
	<b>TFive</b>	273,54	329,94	356,02	395,30	421,14
40/16 + 40 x 4	<b>Modular</b>	266,24	330,78	369,82	420,68	453,80
	<b>TFive</b>	317,64	383,38	413,52	458,98	488,90
50/16 + 40 x 2	<b>Modular</b>	208,40	257,50	286,32	324,82	349,86
	<b>TFive</b>	238,90	287,92	310,50	345,12	367,84
50/16 + 40 x 3	<b>Modular</b>	242,22	300,42	335,08	380,84	410,60
	<b>TFive</b>	283,00	341,36	368,00	408,80	435,60
50/16 + 40 x 4	<b>Modular</b>	276,04	343,34	383,84	436,86	471,34
	<b>TFive</b>	327,10	394,80	425,50	472,48	503,36
50/16 + 50 x 2	<b>Modular</b>	226,44	281,06	312,80	355,62	383,38
	<b>TFive</b>	256,26	309,20	332,90	370,56	395,20
50/16 + 50 x 3	<b>Modular</b>	269,28	335,76	374,80	427,04	460,88
	<b>TFive</b>	309,04	373,28	401,60	446,96	476,64
50/16 + 50 x 4	<b>Modular</b>	312,12	390,46	436,80	498,46	538,38
	<b>TFive</b>	361,82	437,36	470,30	523,36	558,08
60/16 + 50 x 2	<b>Modular</b>	232,40	288,46	320,96	364,86	393,34
	<b>TFive</b>	262,20	316,32	340,56	379,14	404,38
60/16 + 50 x 3	<b>Modular</b>	275,24	343,16	382,96	436,28	470,84
	<b>TFive</b>	314,98	380,40	409,26	455,54	485,82
60/16 + 50 x 4	<b>Modular</b>	318,08	397,86	444,96	507,70	548,34
	<b>TFive</b>	367,76	444,48	477,96	531,94	567,26
60/16 + 60 x 2	<b>Modular</b>	252,32	311,26	345,28	391,34	421,26
	<b>TFive</b>	282,08	338,56	363,88	404,30	430,74
60/16 + 60 x 3	<b>Modular</b>	305,12	377,36	419,44	476,00	512,72
	<b>TFive</b>	344,80	413,76	444,24	493,28	525,36
60/16 + 60 x 4	<b>Modular</b>	357,92	443,46	493,60	560,66	604,18
	<b>TFive</b>	407,52	488,96	524,60	582,26	619,98

**H=216cm Elemento Gondola**

Model		<b>45</b>	<b>65</b>	<b>100</b>	<b>120</b>	<b>133</b>
40/16 + 40 x 2	<b>Modular</b>	211,99	261,13	289,45	327,95	353,03
	<b>TFive</b>	242,83	292,69	315,67	350,93	374,09
40/16 + 40 x 3	<b>Modular</b>	245,81	304,05	338,21	383,97	413,77
	<b>TFive</b>	286,93	346,13	373,17	414,61	441,85
40/16 + 40 x 4	<b>Modular</b>	279,63	346,97	386,97	439,99	474,51
	<b>TFive</b>	331,03	399,57	430,67	478,29	509,61
50/16 + 40 x 2	<b>Modular</b>	221,79	273,69	303,47	344,13	370,57
	<b>TFive</b>	252,29	304,11	327,65	364,43	388,55
50/16 + 40 x 3	<b>Modular</b>	255,61	316,61	352,23	400,15	431,31
	<b>TFive</b>	296,39	357,55	385,15	428,11	456,31
50/16 + 40 x 4	<b>Modular</b>	289,43	359,53	400,99	456,17	492,05
	<b>TFive</b>	340,49	410,99	442,65	491,79	524,07
50/16 + 50 x 2	<b>Modular</b>	239,83	297,25	329,95	374,93	404,09
	<b>TFive</b>	269,65	325,39	350,05	389,87	415,91
50/16 + 50 x 3	<b>Modular</b>	282,67	351,95	391,95	446,35	481,59
	<b>TFive</b>	322,43	389,47	418,75	466,27	497,35
50/16 + 50 x 4	<b>Modular</b>	325,51	406,65	453,95	517,77	559,09
	<b>TFive</b>	375,21	453,55	487,45	542,67	578,79
60/16 + 50 x 2	<b>Modular</b>	245,79	304,65	338,11	384,17	414,05

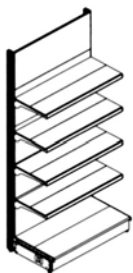
60/16 + 50 x 2	<b>TFive</b>	275,59	332,51	357,71	398,45	425,09
60/16 + 50 x 3	<b>Modular</b>	288,63	359,35	400,11	455,59	491,55
	<b>TFive</b>	328,37	396,59	426,41	474,85	506,53
60/16 + 50 x 4	<b>Modular</b>	331,47	414,05	462,11	527,01	569,05
	<b>TFive</b>	381,15	460,67	495,11	551,25	587,97
60/16 + 60 x 2	<b>Modular</b>	265,71	327,45	362,43	410,65	441,97
	<b>TFive</b>	295,47	354,75	381,03	423,61	451,45
60/16 + 60 x 3	<b>Modular</b>	318,51	393,55	436,59	495,31	533,43
	<b>TFive</b>	358,19	429,95	461,39	512,59	546,07
60/16 + 60 x 4	<b>Modular</b>	371,31	459,65	510,75	579,97	624,89
	<b>TFive</b>	420,91	505,15	541,75	601,57	640,69

## H=236cm Elemento Gondola



Model		45	65	100	120	133
40/16 + 40 x 2	<b>Modular</b>	218,16	269,26	299,08	339,06	365,12
	<b>TFive</b>	249,00	300,82	325,30	362,04	386,18
40/16 + 40 x 3	<b>Modular</b>	251,98	312,18	347,84	395,08	425,86
	<b>TFive</b>	293,10	354,26	382,80	425,72	453,94
40/16 + 40 x 4	<b>Modular</b>	285,80	355,10	396,60	451,10	486,60
	<b>TFive</b>	337,20	407,70	440,30	489,40	521,70
50/16 + 40 x 2	<b>Modular</b>	227,96	281,82	313,10	355,24	382,66
	<b>TFive</b>	258,46	312,24	337,28	375,54	400,64
50/16 + 40 x 3	<b>Modular</b>	261,78	324,74	361,86	411,26	443,40
	<b>TFive</b>	302,56	365,68	394,78	439,22	468,40
50/16 + 40 x 4	<b>Modular</b>	295,60	367,66	410,62	467,28	504,14
	<b>TFive</b>	346,66	419,12	452,28	502,90	536,16
50/16 + 50 x 2	<b>Modular</b>	246,00	305,38	339,58	386,04	416,18
	<b>TFive</b>	275,82	333,52	359,68	400,98	428,00
50/16 + 50 x 3	<b>Modular</b>	288,84	360,08	401,58	457,46	493,68
	<b>TFive</b>	328,60	397,60	428,38	477,38	509,44
50/16 + 50 x 4	<b>Modular</b>	331,68	414,78	463,58	528,88	571,18
	<b>TFive</b>	381,38	461,68	497,08	553,78	590,88
60/16 + 50 x 2	<b>Modular</b>	251,96	312,78	347,74	395,28	426,14
	<b>TFive</b>	281,76	340,64	367,34	409,56	437,18
60/16 + 50 x 3	<b>Modular</b>	294,80	367,48	409,74	466,70	503,64
	<b>TFive</b>	334,54	404,72	436,04	485,96	518,62
60/16 + 50 x 4	<b>Modular</b>	337,64	422,18	471,74	538,12	581,14
	<b>TFive</b>	387,32	468,80	504,74	562,36	600,06
60/16 + 60 x 2	<b>Modular</b>	271,88	335,58	372,06	421,76	454,06
	<b>TFive</b>	301,64	362,88	390,66	434,72	463,54
60/16 + 60 x 3	<b>Modular</b>	324,68	401,68	446,22	506,42	545,52
	<b>TFive</b>	364,36	438,08	471,02	523,70	558,16
60/16 + 60 x 4	<b>Modular</b>	377,48	467,78	520,38	591,08	636,98
	<b>TFive</b>	427,08	513,28	551,38	612,68	652,78

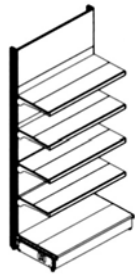
## H=192cm Elemento Murale



Model		45	65	100	120	133
40/16 + 40 x 2	<b>Modular</b>	116,90	140,07	153,75	171,92	183,76
	<b>TFive</b>	132,32	155,85	166,86	183,41	194,29
40/16 + 40 x 3	<b>Modular</b>	133,81	161,53	178,13	199,93	214,13
	<b>TFive</b>	154,37	182,57	195,61	215,25	228,17
40/16 + 40 x 4	<b>Modular</b>	150,72	182,99	202,51	227,94	244,50
	<b>TFive</b>	176,42	209,29	224,36	247,09	262,05
50/16 + 40 x 2	<b>Modular</b>	121,80	146,35	160,76	180,01	192,53
	<b>TFive</b>	137,05	161,56	172,85	190,16	201,52
50/16 + 40 x 3	<b>Modular</b>	138,71	167,81	185,14	208,02	222,90
	<b>TFive</b>	159,10	188,28	201,60	222,00	235,40
50/16 + 40 x 4	<b>Modular</b>	155,62	189,27	209,52	236,03	253,27
	<b>TFive</b>	181,15	215,00	230,35	253,84	269,28
50/16 + 50 x 2	<b>Modular</b>	130,82	158,13	174,00	195,41	209,29

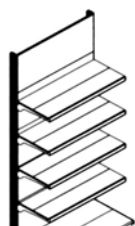
50/16 + 50 x 2	<b>TFive</b>	145,73	172,20	184,05	202,88	215,20
	<b>Modular</b>	152,24	185,48	205,00	231,12	248,04
50/16 + 50 x 3	<b>TFive</b>	172,12	204,24	218,40	241,08	255,92
	<b>Modular</b>	173,66	212,83	236,00	266,83	286,79
50/16 + 50 x 4	<b>TFive</b>	198,51	236,28	252,75	279,28	296,64
	<b>Modular</b>	133,80	161,83	178,08	200,03	214,27
60/16 + 50 x 2	<b>TFive</b>	148,70	175,76	187,88	207,17	219,79
	<b>Modular</b>	155,22	189,18	209,08	235,74	253,02
60/16 + 50 x 3	<b>TFive</b>	175,09	207,80	222,23	245,37	260,51
	<b>Modular</b>	176,64	216,53	240,08	271,45	291,77
60/16 + 50 x 4	<b>TFive</b>	201,48	239,84	256,58	283,57	301,23
	<b>Modular</b>	143,76	173,23	190,24	213,27	228,23
60/16 + 60 x 2	<b>TFive</b>	158,64	186,88	199,54	219,75	232,97
	<b>Modular</b>	170,16	206,28	227,32	255,60	273,96
60/16 + 60 x 3	<b>TFive</b>	190,00	224,48	239,72	264,24	280,28
	<b>Modular</b>	196,56	239,33	264,40	297,93	319,69
60/16 + 60 x 4	<b>TFive</b>	221,36	262,08	279,90	308,73	327,59

## H=216cm Elemento Murale



Model		45	65	100	120	133
40/16 + 40 x 2	<b>Modular</b>	125,57	150,14	164,30	183,55	196,09
	<b>TFive</b>	140,99	165,92	177,41	195,04	206,62
40/16 + 40 x 3	<b>Modular</b>	142,48	171,60	188,68	211,56	226,46
	<b>TFive</b>	163,04	192,64	206,16	226,88	240,50
40/16 + 40 x 4	<b>Modular</b>	159,39	193,06	213,06	239,57	256,83
	<b>TFive</b>	185,09	219,36	234,91	258,72	274,38
50/16 + 40 x 2	<b>Modular</b>	130,47	156,42	171,31	191,64	204,86
	<b>TFive</b>	145,72	171,63	183,40	201,79	213,85
50/16 + 40 x 3	<b>Modular</b>	147,38	177,88	195,69	219,65	235,23
	<b>TFive</b>	167,77	198,35	212,15	233,63	247,73
50/16 + 40 x 4	<b>Modular</b>	164,29	199,34	220,07	247,66	265,60
	<b>TFive</b>	189,82	225,07	240,90	265,47	281,61
50/16 + 50 x 2	<b>Modular</b>	139,49	168,20	184,55	207,04	221,62
	<b>TFive</b>	154,40	182,27	194,60	214,51	227,53
50/16 + 50 x 3	<b>Modular</b>	160,91	195,55	215,55	242,75	260,37
	<b>TFive</b>	180,79	214,31	228,95	252,71	268,25
50/16 + 50 x 4	<b>Modular</b>	182,33	222,90	246,55	278,46	299,12
	<b>TFive</b>	207,18	246,35	263,30	290,91	308,97
60/16 + 50 x 2	<b>Modular</b>	142,47	171,90	188,63	211,66	226,60
	<b>TFive</b>	157,37	185,83	198,43	218,80	232,12
60/16 + 50 x 3	<b>Modular</b>	163,89	199,25	219,63	247,37	265,35
	<b>TFive</b>	183,76	217,87	232,78	257,00	272,84
60/16 + 50 x 4	<b>Modular</b>	185,31	226,60	250,63	283,08	304,10
	<b>TFive</b>	210,15	249,91	267,13	295,20	313,56
60/16 + 60 x 2	<b>Modular</b>	152,43	183,30	200,79	224,90	240,56
	<b>TFive</b>	167,31	196,95	210,09	231,38	245,30
60/16 + 60 x 3	<b>Modular</b>	178,83	216,35	237,87	267,23	286,29
	<b>TFive</b>	198,67	234,55	250,27	275,87	292,61
60/16 + 60 x 4	<b>Modular</b>	205,23	249,40	274,95	309,56	332,02
	<b>TFive</b>	230,03	272,15	290,45	320,36	339,92

## H=236cm Elemento Murale



Model		45	65	100	120	133
40/16 + 40 x 2	<b>Modular</b>	130,30	155,85	170,76	190,75	203,78
	<b>TFive</b>	145,72	171,63	183,87	202,24	214,31
40/16 + 40 x 3	<b>Modular</b>	147,21	177,31	195,14	218,76	234,15
	<b>TFive</b>	167,77	198,35	212,62	234,08	248,19
40/16 + 40 x 4	<b>Modular</b>	164,12	198,77	219,52	246,77	264,52
	<b>TFive</b>	189,82	225,07	241,37	265,92	282,07
50/16 + 40 x 2	<b>Modular</b>	135,20	162,13	177,77	198,84	212,55





	<b>TFive</b>	150,45	177,34	189,86	208,99	221,54
50/16 + 40 x 3	<b>Modular</b>	152,11	183,59	202,15	226,85	242,92
	<b>TFive</b>	172,50	204,06	218,61	240,83	255,42
50/16 + 40 x 4	<b>Modular</b>	169,02	205,05	226,53	254,86	273,29
	<b>TFive</b>	194,55	230,78	247,36	272,67	289,30
50/16 + 50 x 2	<b>Modular</b>	144,22	173,91	191,01	214,24	229,31
	<b>TFive</b>	159,13	187,98	201,06	221,71	235,22
50/16 + 50 x 3	<b>Modular</b>	165,64	201,26	222,01	249,95	268,06
	<b>TFive</b>	185,52	220,02	235,41	259,91	275,94
50/16 + 50 x 4	<b>Modular</b>	187,06	228,61	253,01	285,66	306,81
	<b>TFive</b>	211,91	252,06	269,76	298,11	316,66
60/16 + 50 x 2	<b>Modular</b>	147,20	177,61	195,09	218,86	234,29
	<b>TFive</b>	162,10	191,54	204,89	226,00	239,81
60/16 + 50 x 3	<b>Modular</b>	168,62	204,96	226,09	254,57	273,04
	<b>TFive</b>	188,49	223,58	239,24	264,20	280,53
60/16 + 50 x 4	<b>Modular</b>	190,04	232,31	257,09	290,28	311,79
	<b>TFive</b>	214,88	255,62	273,59	302,40	321,25
60/16 + 60 x 2	<b>Modular</b>	157,16	189,01	207,25	232,10	248,25
	<b>TFive</b>	172,04	202,66	216,55	238,58	252,99
60/16 + 60 x 3	<b>Modular</b>	183,56	222,06	244,33	274,43	293,98
	<b>TFive</b>	203,40	240,26	256,73	283,07	300,30
60/16 + 60 x 4	<b>Modular</b>	209,96	255,11	281,41	316,76	339,71
	<b>TFive</b>	234,76	277,86	296,91	327,56	347,61